

Monthly Stock Market Ownership and Trading Activity Report

Market Reports

Month Ending 30 June 2019



Definitions



Monthly Stock Market Ownership and Trading Activity Report


Definitions

Nationality	Investor Type	Description
Saudi	Individuals*	Saudi Individuals have been classified under 4 categories as defined below:
	- Retail	Retail investors are Saudi individuals , excluding IPIs (see below) and HNWIs.
	- High Net Worth Investors (HNWIs)	HNWIs are Saudi individuals who have had an average portfolio size of SAR 1m (and above) for the preceding 12 months, excluding IPIs (see below).
	- Individual Professional Investors (IPIs)	IPIs are Saudi individuals who have had an average portfolio size of SAR 50m (and above) for the preceding 12 months and a portfolio turnover ratio of not more than 4 times annually.
	- Individual DPMs	Saudi individual investment account in which the manager (Authorized Person) makes the buy/sell decisions for its client without referring to the account owner (based on to the agreed terms between them).
	Institutions	Saudi Institutions have been classified under 4 categories as defined below:
	- Corporates	Saudi company with a commercial registration permitting its investment in the stock market .
	- Mutual Funds	A mutual fund managed by an Authorized Person and licensed by the CMA.
- Government Related Entities (GREs)	A Government entity or a supranational authority recognized by the CMA.	
- Institutional DPMs	Saudi institutional investment account in which the manager (Authorized Person) makes the buy/sell decisions for its client without referring to the account owner (based on to the agreed terms between them).	
GCC	Individuals*	GCC natural person
	Institutions	GCC legal person with a commercial registration certificate (corporate or mutual fund), in addition to GCC government entities.
	GCC DPMs	GCC investment account (institutional or individual) in which the manager (Authorized Person) makes the buy/sell decisions for its client without referring to the account owner (based on to the agreed terms between them).
Foreign	SWAP Holders	Authorized Person with the permission to enter into SWAP agreements to transfer the economic benefits of its ownership of shares in Saudi companies listed on the Saudi Stock Exchange to its non-resident foreign clients.
	Foreign Residents**	Foreign investors domiciled in the Kingdom with a valid residency permit (Iqama) (excluding GCC nationals).
	QFIs	Qualified Foreign Institutional investors registered with the CMA in accordance with the QFI Rules, to invest in shares listed on the Saudi Stock Exchange.
	Foreign DPMs	Foreign resident investment account in which the manager (Authorized Person) makes the buy/sell decisions for its client without referring to the account owner (based on to the agreed terms between them).
	Strategic Partners	Foreign investors considered founders and partners of Saudi listed companies.
	NRFI	Non-Resident Foreign Investors in accordance with the Guidance Note for the investment of Non- Resident Foreigners in Parallel Market

*Nomu-Parallel Market Individual Investors

- Individuals who fulfill any of the following:
- Conducted transactions not less than SAR 40m, and not less than 10 transaction in each quarter during last 12 months.
 - Have an average portfolio size of SAR 5m for the preceding 12 months
 - Worked for at least 3 years in financial sectors.
 - Hold General Securities Qualification Certificate which is recognized by the Authority.
 - Holds professional certificate that is related to securities business and accredited by an internationally recognized entity

Main Market - Highlights



The total value of shares traded for the month ending 30 June 2019 amounted to SAR 74.80 billion, decreasing by 31.98% over the previous month; while total stock market capitalization reached SAR 2081.08 billion at the end of this period, increasing by 4.04% over the previous month.

- ▶ The total value of shares purchased by “Saudi Investors” during this period amounted to SAR 42.62 billion representing 56.98% of total buying activity, and sales of SAR 57.48 billion representing 76.86% of total selling activity. Total ownership of “Saudi Investors” stood at 90.58% of total market capitalization as of 30 June 2019, representing a decrease of 0.80% from the previous month.
- ▶ The total value of shares purchased by “GCC Investors” during this period amounted to SAR 1.21 billion representing 1.61% of total buying activity, and sales of SAR 2.50 billion representing 3.34% of total selling activity. Total ownership of “GCC Investors” stood at 1.95% of total market capitalization as of 30 June 2019, representing a decrease of 0.03% from the previous month.
- ▶ The total value of shares purchased by “Foreign Investors” during this period amounted to SAR 30.97 billion representing 41.40% of total buying activity, and sales of SAR 14.81 billion representing 19.81% of total selling activity. Total ownership of “Foreign Investors” stood at 7.47% of total market capitalization as of 30 June 2019, representing an increase of 0.83% from the previous month.



Main Market - Value Traded & Ownership Breakdown



Monthly Report - Main Market

Value Traded (by Nationality and Investor Type)

Main Market Value Traded Breakdown - By Nationality and Investor Type

Nationality	Investor Type	Buy		Sell		Net Value Traded	
		SAR	% of Total Buys	SAR	% of Total Sells	SAR (Buy - Sell)	Difference (% Buy - % Sell)
Saudi	Individuals:						
	Retail	20,902,536,125	27.95%	21,949,668,010	29.35%	-1,047,131,885	-1.40%
	HNWIs	13,871,439,803	18.55%	15,609,443,938	20.87%	-1,738,004,135	-2.32%
	IPIs	1,776,447,851	2.38%	3,594,433,482	4.81%	-1,817,985,631	-2.43%
	Individual DPMs	548,000,602	0.73%	1,014,387,250	1.36%	-466,386,648	-0.62%
	Sub Total (Individuals)	37,098,424,381	49.60%	42,167,932,680	56.38%	-5,069,508,299	-6.78%
	Institutions:						
	Corporates	3,316,419,236	4.43%	9,670,575,966	12.93%	-6,354,156,731	-8.50%
	Mutual Funds	1,334,897,590	1.78%	2,795,134,956	3.74%	-1,460,237,365	-1.95%
	GRE's	2,437,155	0.00%	1,407,765,932	1.88%	-1,405,328,778	-1.88%
	Institution DPMs	868,928,797	1.16%	1,443,389,467	1.93%	-574,460,670	-0.77%
	Sub Total (Institutions)	5,522,682,778	7.38%	15,316,866,321	20.48%	-9,794,183,544	-13.09%
	Total Saudi Investors	42,621,107,159	56.98%	57,484,799,001	76.86%	-14,863,691,842	-19.87%
GCC	Individuals	116,319,355	0.16%	184,657,974	0.25%	-68,338,619	-0.09%
	Institutions	1,084,264,056	1.45%	2,311,532,053	3.09%	-1,227,267,998	-1.64%
	GCC DPMs	5,544,853	0.01%	1,791,698	0.00%	3,753,155	0.01%
	Total GCC Investors	1,206,128,264	1.61%	2,497,981,726	3.34%	-1,291,853,462	-1.73%
Foreign	SWAP Holders	361,702,870	0.48%	806,936,905	1.08%	-445,234,035	-0.60%
	Foreign Residents	586,815,104	0.78%	659,479,547	0.88%	-72,664,443	-0.10%
	QFIs	30,019,965,501	40.14%	13,346,218,126	17.84%	16,673,747,375	22.29%
	Foreign DPMs	598,090	0.00%	901,682	0.00%	-303,592	0.00%
	Strategic Partners	0	0.00%	0	0.00%	0	0.00%
	Total Foreign Investors	30,969,081,565	41.40%	14,813,536,260	19.81%	16,155,545,305	21.60%
Grand Total		74,796,316,987	100.00%	74,796,316,987	100.00%		

Monthly Report - Main Market

Value Traded (by Investor Classification)

Main Market Value Traded Breakdown - By Investor Classification						
Investor Classification	Buy		Sell		Net Value Traded	
	SAR	% of Total Buys	SAR	% of Total Sells	SAR (Buy - Sell)	Difference (% Buy - % Sell)
Institutional	39,319,206,601	52.57%	36,393,067,518	48.66%	2,926,139,082	3.91%
Non-Institutional	35,477,110,387	47.43%	38,403,249,469	51.34%	-2,926,139,082	-3.91%
Grand Total	74,796,316,987	100.00%	74,796,316,987	100.00%		

Definitions

Institutional:

Refers to investors with institutional behavior including GREs, Saudi Corporates, Saudi Mutual Funds, Saudi and Non-Saudi DPMs, Saudi Individual Professional Investors (IPI), SWAP Holders, Foreign Strategic Partners and Qualified Foreign Investors (QFI).

Non Institutional:

Refers to investors with non-institutional behavior including Saudi Retail Investors, Saudi High Net Worth Investors (HNWI), GCC Individuals and Foreign Residents.

Monthly Report - Main Market

Ownership Value (by Nationality and Investor Type)

Main Market Ownership Breakdown - By Nationality and Investor Type

Nationality	Investor Type	As of 30 May 2019		As of 30 June 2019		Monthly Change	
		Holding Value (SAR)	Ownership (%)	Holding Value (SAR)	Ownership (%)	Δ Holding Value (SAR)	Δ Ownership (%)
Saudi	Individuals:						
	Retail	72,448,080,943	3.62%	74,930,278,756	3.60%	2,482,197,813	-0.02%
	HNWIs	152,517,990,610	7.62%	158,897,190,757	7.64%	6,379,200,147	0.01%
	IPIs	275,129,376,774	13.75%	285,444,267,260	13.72%	10,314,890,486	-0.04%
	Individual DPMs	4,603,565,767	0.23%	4,480,079,574	0.22%	-123,486,193	-0.01%
	Sub Total (Individuals)	504,699,014,093	25.23%	523,751,816,346	25.17%	19,052,802,252	-0.06%
	Institutions:						
	Corporates	370,254,370,849	18.51%	384,065,070,040	18.46%	13,810,699,191	-0.06%
	Mutual Funds	190,455,776,817	9.52%	196,396,979,749	9.44%	5,941,202,932	-0.08%
	GRE's	719,875,759,839	35.99%	738,041,444,749	35.46%	18,165,684,909	-0.52%
	Institution DPMs	42,463,109,578	2.12%	42,737,530,129	2.05%	274,420,551	-0.07%
Sub Total (Institutions)	1,323,049,017,084	66.14%	1,361,241,024,666	65.41%	38,192,007,582	-0.73%	
Total Saudi Investors	1,827,748,031,177	91.38%	1,884,992,841,012	90.58%	57,244,809,835	-0.80%	
GCC	Individuals	2,892,427,051	0.14%	2,930,821,705	0.14%	38,394,654	0.00%
	Institutions	36,118,928,552	1.81%	37,020,290,666	1.78%	901,362,113	-0.03%
	GCC DPMs	626,398,154	0.03%	657,873,435	0.03%	31,475,281	0.00%
	Total GCC Investors	39,637,753,758	1.98%	40,608,985,806	1.95%	971,232,048	-0.03%
Foreign	SWAP Holders	6,486,205,034	0.32%	5,716,572,058	0.27%	-769,632,977	-0.05%
	Foreign Residents	3,089,766,712	0.15%	6,624,328,144	0.32%	3,534,561,432	0.16%
	QFIs	57,740,417,500	2.89%	83,075,102,659	3.99%	25,334,685,159	1.11%
	Foreign DPMs	2,466,337,041	0.12%	1,973,240,499	0.09%	-493,096,542	-0.03%
	Strategic Partners	63,079,710,304	3.15%	58,087,202,089	2.79%	-4,992,508,215	-0.36%
Total Foreign Investors	132,862,436,591	6.64%	155,476,445,448	7.47%	22,614,008,857	0.83%	
Grand Total		2,000,248,221,526	100.00%	2,081,078,272,266	100.00%	80,830,050,740	

Monthly Report - Main Market

Ownership Value (by Investor Classification)

Main Market Ownership Breakdown - By Investor Classification						
Investor Classification	As of 30 May 2019		As of 30 June 2019		Monthly Change	
	Holding Value (SAR)	Ownership (%)	Holding Value (SAR)	Ownership (%)	Δ Holding Value (SAR)	Δ Ownership (%)
Institutional	1,769,299,956,210	88.45%	1,837,695,652,904	88.30%	68,395,696,694	-0.15%
Non-Institutional	230,948,265,316	11.55%	243,382,619,362	11.70%	12,434,354,046	0.15%
Grand Total	2,000,248,221,526	100.00%	2,081,078,272,266	100.00%	80,830,050,740	

Definitions


Institutional:

Refers to investors with institutional behavior including GREs, Saudi Corporates, Saudi Mutual Funds, Saudi and Non-Saudi DPMs, Saudi Individual Professional Investors (IPI), SWAP Holders, Foreign Strategic Partners and Qualified Foreign Investors (QFI).

Non Institutional:

Refers to investors with non-institutional behavior including Saudi Retail Investors, Saudi High Net Worth Investors (HNWI), GCC Individuals and Foreign Residents.

Nomu-Parallel Market - Highlights




The total value of shares traded for the month ending 30 June 2019 amounted to SAR 51.30 million, increasing by 81.3% over the previous month; while total stock market capitalization reached SAR 4,563.43 million at the end of this period, increasing by 6.25% over the previous month.

- ▶ The total value of shares purchased by “Saudi Investors” during this period amounted to SAR 48.81 million representing 95.15% of total buying activity, and sales of SAR 49.53 million representing 96.56% of total selling activity. Total ownership of “Saudi Investors” stood at 99.21% of total market capitalization as of 30 June 2019, representing a decrease of 0.03% from the previous month.
- ▶ The total value of shares purchased by “GCC Investors” during this period amounted to SAR 0.38 million representing 0.74% of total buying activity, and sales of SAR 0.40 million representing 0.79% of total selling activity. Total ownership of “GCC Investors” stood at 0.31% of total market capitalization as of 30 June 2019, representing a decrease of 0.01% from the previous month.
- ▶ The total value of shares purchased by “Foreign Investors” during this period amounted to SAR 2.11 million representing 4.11% of total buying activity, and sales of SAR 1.36 million representing 2.66% of total selling activity. Total ownership of “Foreign Investors” stood at 0.47% of total market capitalization as of 30 June 2019 representing an increase 0.04% from the previous month.



Nomu-Parallel Market - Value Traded & Ownership Breakdown



Monthly Report – Nomu-Parallel Market

Value Traded (by Nationality, Investor Type, & Classification)

Nomu-Parallel Market Value Traded Breakdown - By Nationality and Investor Type							
Nationality	Investor Type	Buy		Sell		Net Value Traded	
		SAR	% of Total Buys	SAR	% of Total Sells	SAR (Buy - Sell)	Difference (% Buy - % Sell)
Saudi	Individuals	48,189,675	93.94%	44,347,697	86.45%	3,841,977	7.49%
	Corporates	258,603	0.50%	5,043,981	9.83%	-4,785,378	-9.33%
	Institution	362,500	0.71%	139,270	0.27%	223,230	0.44%
	Total Saudi Investors	48,810,777	95.15%	49,530,948	96.56%	-720,170	-1.40%
GCC	Individuals	0	0.00%	0	0.00%	0	0.00%
	Institutions	381,148	0.74%	404,437	0.79%	-23,289	-0.05%
	Total GCC Investors	381,148	0.74%	404,437	0.79%	-23,289	-0.05%
Foreign	SWAP Holders	0	0.00%	0	0.00%	0	0.00%
	Foreign Residents	2,105,842	4.11%	1,362,383	2.66%	743,459	1.45%
	QFIs	0	0.00%	0	0.00%	0	0.00%
	Total Foreign Investors	2,105,842	4.11%	1,362,383	2.66%	743,459	1.45%
Grand Total		51,297,768	100.00%	51,297,768	100.00%		

Nomu-Parallel Market Value Traded Breakdown - By Investor Classification						
Investor Classification	Buy		Sell		Net Value Traded	
	SAR	% of Total Buys	SAR	% of Total Sells	SAR (Buy - Sell)	Difference (% Buy - % Sell)
Institutional	1,002,251	1.95%	5,587,687	10.89%	-4,585,436	-8.94%
Non-Institutional	50,295,517	98.05%	45,710,081	89.11%	4,585,436	8.94%
Grand Total	51,297,768	100.00%	51,297,768	100.00%		

Institutional:

Refers to investors with institutional behavior including Saudi Corporates and Institutions (GREs & Mutual Funds), GCC Institutions (GREs, Corporate & Mutual Funds), SWAP Holders, and Qualified Foreign Investors (QFI).

Non Institutional:

Refers to investors with non-institutional behavior including Qualified Saudi and GCC Individuals and Qualified Foreign Residents.

Ownership Value (by Nationality, Investor Type, & Classification)

Nomu-Parallel Market Ownership Breakdown - By Nationality and Investor Type							
Nationality	Investor Type	As of 30 May 2019		As of 30 June 2019		Monthly Change	
		Holding Value (SAR)	Ownership (%)	Holding Value (SAR)	Ownership (%)	Δ Holding Value (SAR)	Δ Ownership (%)
Saudi	Individuals	4,095,228,887	95.35%	4,346,220,927	95.24%	250,992,040	-0.11%
	Corporates	132,194,085	3.08%	144,594,059	3.17%	12,399,974	0.09%
	Institution	34,720,963	0.81%	36,721,772	0.80%	2,000,809	0.00%
	Total Saudi Investors	4,262,143,936	99.24%	4,527,536,758	99.21%	265,392,823	-0.03%
GCC	Individuals	0	0.00%	0	0.00%	0	0.00%
	Institutions	14,064,566	0.33%	14,342,621	0.31%	278,054	-0.01%
	Total GCC Investors	14,064,566	0.33%	14,342,621	0.31%	278,054	-0.01%
Foreign	SWAP Holders	186,927	0.00%	194,358	0.00%	7,431	0.00%
	Foreign Residents	4,061,226	0.09%	6,198,058	0.14%	2,136,832	0.04%
	QFIs	14,346,406	0.33%	15,157,269	0.33%	810,864	0.00%
	Total Foreign Investors	18,594,558	0.43%	21,549,685	0.47%	2,955,127	0.04%
Grand Total		4,294,803,060	100.00%	4,563,429,064	100.00%	268,626,004	

Nomu-Parallel Market Ownership Breakdown - By Investor Classification						
Investor Classification	As of 30 May 2019		As of 30 June 2019		Monthly Change	
	Holding Value (SAR)	Ownership (%)	Holding Value (SAR)	Ownership (%)	Δ Holding Value (SAR)	Δ Ownership (%)
Institutional	195,512,947	4.55%	211,010,079	4.62%	15,497,132	0.07%
Non-Institutional	4,099,290,113	95.45%	4,352,418,985	95.38%	253,128,872	-0.07%
Grand Total	4,294,803,060	100.00%	4,563,429,064	100.00%	268,626,004	

Institutional:

Refers to investors with institutional behavior including Saudi Corporates and Institutions (GREs & Mutual Funds), GCC Institutions (GREs, Corporate & Mutual Funds), SWAP Holders, and Qualified Foreign Investors (QFI).

Non Institutional:

Refers to investors with non-institutional behavior including Qualified Saudi and GCC Individuals and Qualified Foreign Residents.

السوق المالية السعودية
Saudi Stock Exchange

تداول
Tadawul

Thank you

