




Offering and Listing Advisors Report

From 2010 to 2023

Table of Contents

Topic	Content	Page
1	Advisor selection mechanism	3
2	Overview of Offering and Listing Advisors	10
4	Main Market	32
5	Nomu	39
6	REITs	46
7	Close Ended Funds	49
8	Debt Market	51

Advisor selection mechanism



Considerations for Selecting an Advisor for IPO

While there is a substantial large number of consultants licensed by the Capital Market Authority to fulfill the requirements for company methods and listing, companies wishing to offer and list must appoint the appropriate consultants tailored to their specific needs. During the advisor selection stage, the following considerations can be taken into account:



What is the role of a Financial Advisor ?

The role of financial advisor begins in the pre-planning phase of the IPO by presenting the company's success story and developing a comprehensive strategy.

The financial advisor then undertakes the planning and implementation process, starting with appointing third party advisors to carry out financial due diligence (FDD), legal due diligence (LDD), market research, and the PR/awareness campaign. Create comprehensive project plan, appoint steering and operating committees, review and evaluate all historical financial performance as well as future projections, key business drivers and risks. Select the appropriate valuation methodology and build the financial model, recommend offering price range, take the lead in developing offering materials / necessary documentation, advise the issuer on governance and regulatory framework, create the prospectus, develop a capital expenditures plan, gauge market interest in the offering, prepare the IPO submission file to the CMA and Saudi Exchange, and amend in accordance with any feedback in an effort to obtain approvals in an expedited manner.

The final stage is the offering process and the book-building process, through which the final share price is determined. Then the settlement is made, and trading for the security begins.

What is the role of a Legal Advisor ?

Regulatory rules governing the offering and listing necessitate the mandatory appointment of a legal advisor for companies seeking listing on the Main Market. In contrast, for listing on Nomu - Parallel Market, the appointment of a legal advisor is optional. However, the appointment of a legal advisor is optional in Nomu - Parallel Market.

The legal advisor plays a pivotal role in ensuring compliance with all legal and regulatory requirements throughout the listing process. Their responsibilities include ensuring the accuracy and completeness of all documents, such as the request for placement and listing, board decision, board member affidavits, prospectus, and all relevant supporting documents. Additionally, the legal advisor is instrumental in preparing the legal due diligence report, drafting various sections of the prospectus, and providing support to the company in any legal or corporate reorganization or restructuring process.

What is the role of a Legal Accountant ?

The regulatory rules regarding the offering and listing stipulate the necessity to compulsorily appoint a certified public accountant for the company wishing to list.

The role of the legal accountant is mainly to review and evaluate the financial statements of the company wishing offer and list. The scope of work of the legal accountant is usually limited to reviewing the financial accounts of the company, but in some cases, this review includes other financial accounts such as the default financial statements to express retrospectively the changes in results of operations and financial position of the company due to other events such as a restructure.

The role of the chartered accountant includes preparing a due diligence report on the company's financial accounts in accordance with the required disclosure as well as preparing a report on the company's working capital.

How to Select a Financial Advisor and Chartered Accountant for Your IPO

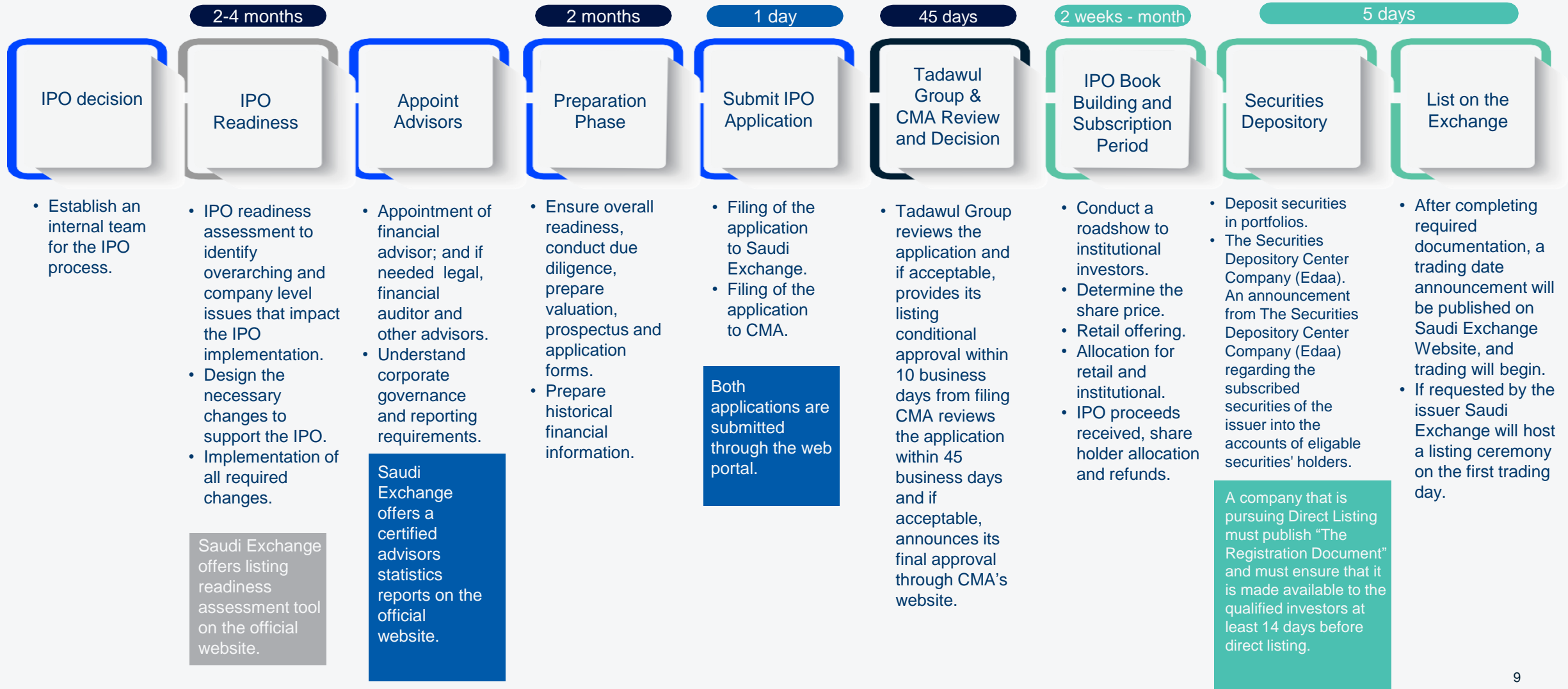
The Capital Market Authority provides licenses for advisors that qualify them to provide services related to the offering and listing of issuers. The financial advisor also provides the necessary instructions to fulfill the regulatory requirements of the concerned authorities by acting as a representative of the company. The authority also provides a group of accounting firms and chartered accountants registered with the Capital Market Authority to practice auditing for listed companies and investment funds.

To obtain a detailed list of all Capital Market Institutions in the Kingdom, accounting offices and chartered accountants registered with the Capital Market Authority, please visit the Capital Market Authority website or click on the links below:

- [Capital Market Institutions](#)
- [Registered Accounting Firms](#)




IPO Timeline*



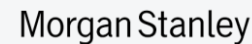
* Duration is approximate, depending on the company's readiness.

An Overview of Offering and Listing Advisors



IPOs Information 2010 – 2023

Since 2010, there has been more 180 financial instruments that were listed. The following are the financial advisors who participated in previous IPOs:



IPOs Information 2010 – 2023

Since 2010, there has been more 180 financial instruments that were listed. The following are the legal advisors who participated in previous IPOs:

MESHAL AL AKEEL LAW FIRM
IN AFFILIATION WITH



AS&H
شركة أبو حمزة والشيخ والخطيباني
ABUHMED ALSHERKH ALHAGBANI
In co-operation with
CLIFFORD CHANCE

محمد ابراهيم العمار للاستشارات القانونية
بالتعاون مع كينج اند سبولدينج

KING & SPALDING

الصالح والسهلي ومشاركوهم
للمحاماة والاستشارات القانونية
Alsaleh, Alsahli & Partners Law Firm



الفهد وشركاه
ALFAHAD & PARTNERS



Najji Law Firm



مكتب فراس الشواف للمحاماة
FERAS ALSHAWAF LAW FIRM

SHEARMAN &
STERLING LLP



سلمات بنت غازي السماعيل الظفيري



مكتب مقرن بن محمد الشعلان للمحاماة
The Law Office of Megren M. Al-Shaalan

NORTON ROSE
FULBRIGHT

WHITE
& CASE

A&O



KING &
SPALDING

CLYDE & CO



Freshfields Bruckhaus Deringer



LATHAM
LATHAM & WATKINS

The Law Firm of Salah Al-Hejailan LLC.
In association with Freshfields Bruckhaus Deringer

WAN & PARTNERS

CLIFFORD
CHANCE

Vinson & Elkins

AL-JADAAN
LAW FIRM

Legal
Advisors.

Abdulaziz Alajlan & Partners
in association with Baker & McKenzie Limited

IPOs Information 2010 – 2023

Since 2010, there has been more than 180 financial instruments that were listed. The following are the legal accountants who participated in previous IPOs:

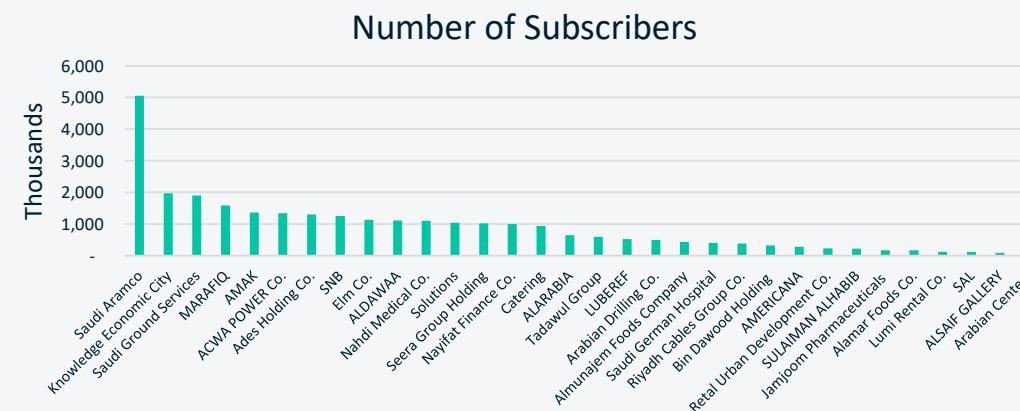
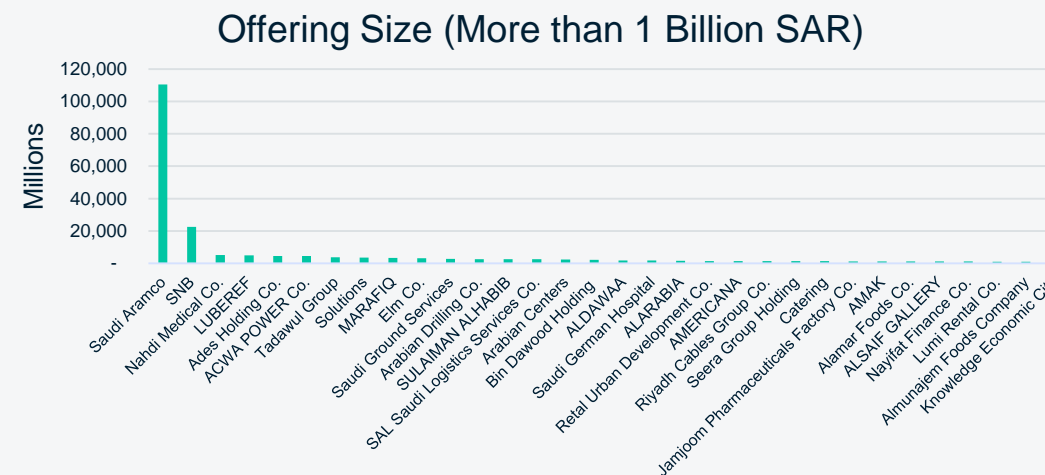


From 2010 to 2023 IPOs – Main Market

IPOs Summary (Above 1 Billion)

The table below represent financial advisors, legal advisors, and legal accountants during the period from 2010 to 2023:

Company	Financial Advisor	Legal Advisor	Legal Accountant
Aramco	Samba Capital \ Credit Suisse Saudi Arabia \ SNB Capital \ Goldman Sachs Saudi Arabia \ Citigroup Saudi Arabia \ JP Morgan Saudi Arabia \ HSBC Saudi Arabia \ Merle Lynch Saudi Arabia \ Morgan Stanley Saudi Arabia	Muqrin Al Shaalan Law Firm	Price waterhouse Coopers
Saudi National Bank	HSBC Saudi Arabia / GIB Financial	Salman Al-Sudairy, in cooperation with Latham and Watkins	EY/ KPMG Al-Fawzan & Partners
Nahdi Medical Co.	HSBC / SNB Capital	Legal Advisors	KPMG Al-Fawzan & Partners
LUBEREF	SNB Capital	Khoshaim & Associates	PwC
ACWA POWER Co.	Riyad Capital	Abuhimed Alsheikh Alhagbani Law Firm (AS&H)	EY
Tadawul Group	SNB Capital	Abuhimed Alsheikh Alhagbani Law Firm (AS&H)	KPMG Al-Fozan & Partners
Solutions	HSBC	Salman M. Al-Sudairi Law Office	EY
MARAFIQ	HSBC	Abuhimed Alsheikh Alhagbani / Clifford Chance LLP	KPMG Al-Fozan & Partners
Elm Co.	Riyad Capital	Salman M. Al-Sudairi Law Office	Deloitte & Touche Bakr Abulkhair & Co. / BDO Dr. Mohamed Al Amri & Co. / KPMG Al-Fozan & Partners
Saudi Ground Services	HSBC Saudi Arabia	Clifford Chance LLB	KPMG Al-Fawzan & Partners
Arabian Drilling Co.	HSBC	The Law Firm of Alsalloum and AIToaimi	PwC



From 2010 to 2023 IPOs – Main Market

IPOs Summary (Above 1 Billion)

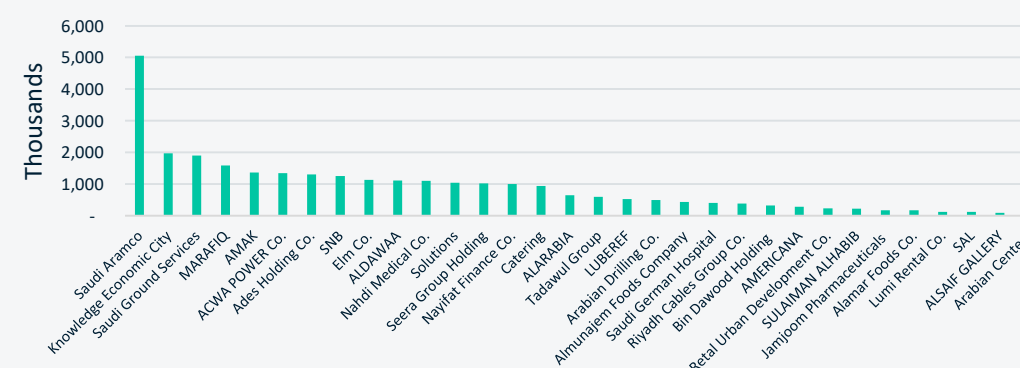
The table below represent financial advisors, legal advisors, and legal accountants during the period from 2010 to 2023:

Company	Financial Advisor	Legal Advisor	Legal Accountant
Dr. Sulaiman Al Habib	Jadwa Investment / Riyad Capital	Salah Al Hejailan Advocates	EY
Arabian Centers	Samba Capital / Morgan Stanley Saudi Arabia / SNB Capital / Goldman Sachs Saudi Arabia	Abdulaziz Al-Ajlan and Partners, in association with Baker and McKinsey	EY KPMG Al-Fawzan & Partners
Bin Dawood Holding	JP Morgan \ Goldman Sachs	Legal Advisors	EY
ALDAWAA	GIB Capital	Salman M. Al-Sudairi Law Office	EY
Saudi German Hospital	Samba Capital	Salman M. Al-Sudairi Law Office / Latham and Watkins LLP.	Aldar Audit Bureau
ALARABIA	GIB Capital	Legal Advisors	Baker Tilly MKM & Co.
Retal Urban Development Co.	SNB Capital	Legal Advisors	Baker Tilly MKM & Co.
AMERICANA	SNB Capital	Abuhimed Alsheikh Alhagbani Law Firm (AS&H) / Clifford Chance LLP	PwC
Riyadh Cables Group Co.	Riyad Capital	Muqrin Al Shaalan Law Firm	KPMG Al-Fozan & Partners
Seera Group Holding	Samba Capital	AlFahad & Partners	KPMG Al-Fozan & Partners
Catering	Fransi Capital	Al-Jadaan & Partners Law Firm / Clifford Chance LLP	Deloitte & Touche Bakr Abulkhair & Co.

Offering Size (More than 1 Billion SAR)



Number of Subscribers

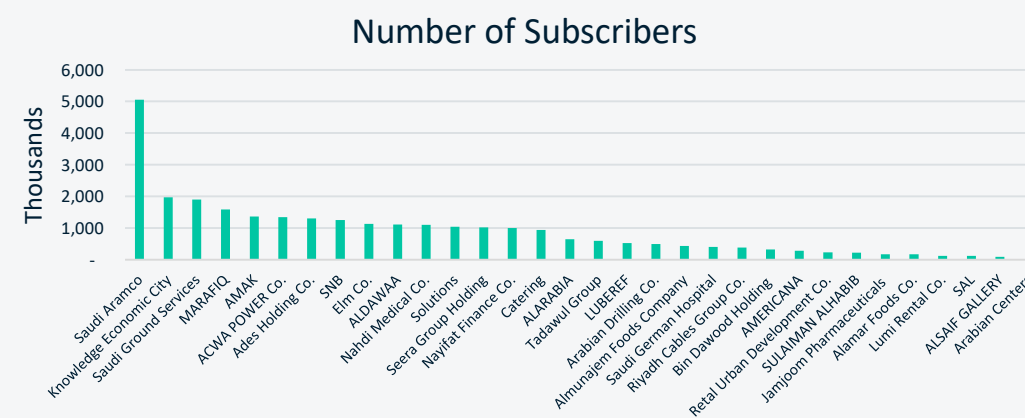
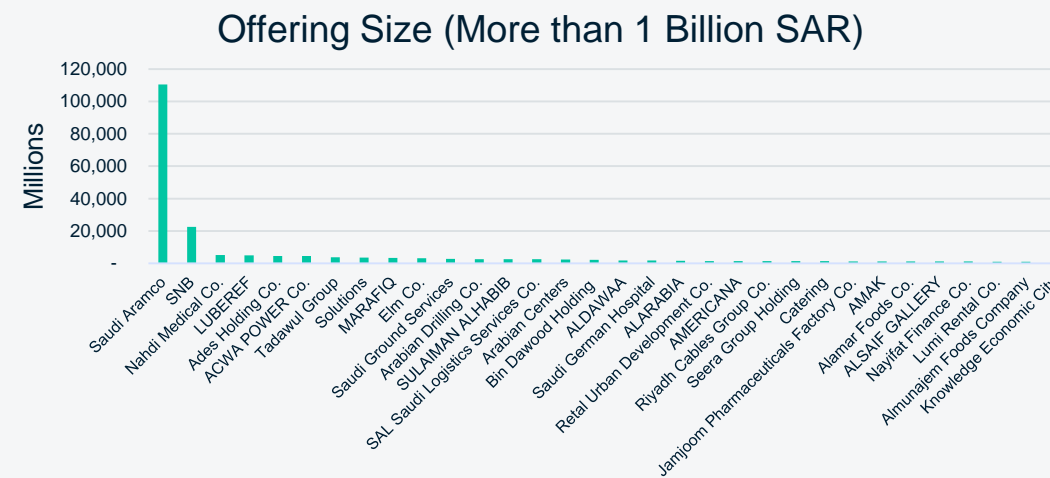


From 2010 to 2023 IPOs – Main Market

IPOs Summary (Above 1 Billion)

The table below represent financial advisors, legal advisors, and legal accountants during the period from 2010 to 2023:

Company	Financial Advisor	Legal Advisor	Legal Accountant
AMAK	Al-Rajhi Capital	Legal Advisors	AlMajed & AlEnzi (MFCPA)/ EY
Alamar Foods Co.	HSBC Saudi	Salman M. Al-Sudairi Law Office / Latham and Watkins LLP.	KPMG Al-Fozan & Partners
ALSAIF GALLERY	Fransi Capital	Salman M. Al-Sudairi Law Office / KPMG Al-Fozan & Partners	PKF Albassam & Co.
Nayifat Finance Company	HSBC Saudi Arabia	The Law Office of Megren M. Al-Shaalan	Price waterhouse Coopers
Almunajem Foods Company	HSBC Saudi Arabia	Abdul Aziz AlAjlan & Co., Attorneys and Legal Advisors	EY
Knowledge Economic City	SNB Capital / Swicorp	Torki A. Al Shubaiki / Baker & McKenzie Limited	KPMG Al-Fozan & Partners
Jamjoom Pharmaceuticals Factory Co.	Fransi Capital / JP Morgan	Baker & McKenzie LLP / Abdulaziz Al Ajlan and Partners	KPMG Al-Fozan & Partners
Lumi Rental Co.	Fransi Capital	The Law Firm of Alsalloum and AlToaimi	KPMG Al-Fozan & Partners / BDO Dr. Mohamed Al Amri & Co.
Ades Holding Co.	Goldman Sachs / JP Morgan / EFG Hermes / SNB Capital	AS&H CLIFFORD CHANCE	EY
SAL Saudi Logistics Services Co.	HSBC	AS&H CLIFFORD CHANCE	KPMG Al-Fozan & Partners



From 2010 to 2023 IPOs – Main Market

IPOs Summary (500 to 1000 Million)

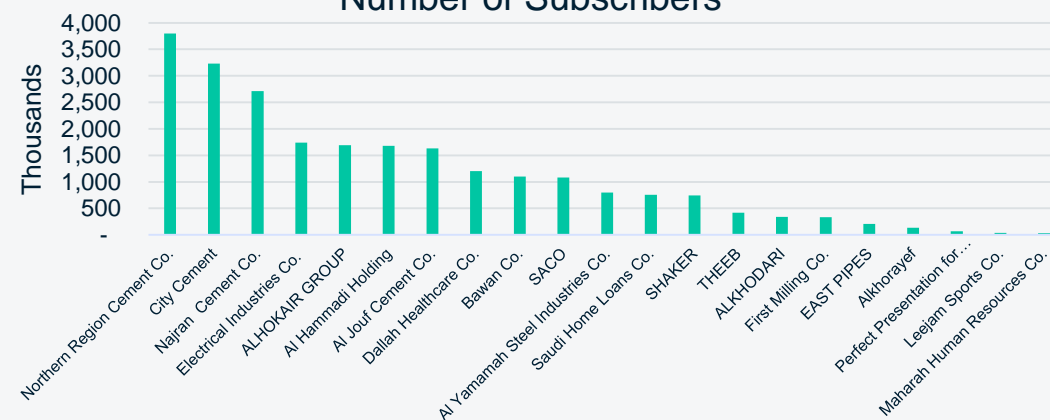
The table below represent financial advisors, legal advisors, and legal accountants during the period from 2010 to 2023:

Company	Financial Advisor	Legal Advisor	Legal Accountant
City Cement	Riyad Capital	Abdul Aziz Al-Fahd Office	Talal Abu-Ghazaleh and Partners Company
Northern Cement	Al-Arabi Investment \ Ithraa Capital	Abdulaziz Al-Busaili Advocates and Consultants in cooperation with Clyde & Co.	KPMG Al-Fawzan & Partners
Najran Cement	Fransi Capital	Legal Advisors, in association with Baker & McKinsey	D. Mohammed Al-Omari and Partners
Perfect Presentation for Commercial Services Co.	Fransi Capital	Muqrin Al Shaalan Law Firm	Associated Accountants and Baker Tilly MKM & Company
Alhokhair Group Co.	Fransi Capital	Fresh Fields in cooperation with Salah Al-Hujailan office	PricewaterhouseCoopers and EY
Leejam	Samba Capital	Ziyad Al-Salloum and Yazid Al-Taimi Law Firm, in cooperation with White & Case	KPMG Al-Fawzan & Partners
Maharah	Samba Capital	Salman Al-Sudairy Law Firm	EY
Electrical Industries	Samba Capital	Abdul Aziz Al-Ajlan and his partners in cooperation with Baker & McKinsey	EY
Aljouf Cement	KASB Capital / SNB Capital	Lawyer Hani Al-Qurashi Advocate	KPMG Al-Fawzan & Partners
Alhammadi	Samba Capital	Louay Al-Akkas office, in cooperation with Vincent and Elkins	Price waterhouse Coopers

Offering Size (500-1000 Million SAR)



Number of Subscribers



From 2010 to 2023 IPOs – Main Market

IPOs Summary (500 to 1000 Million)

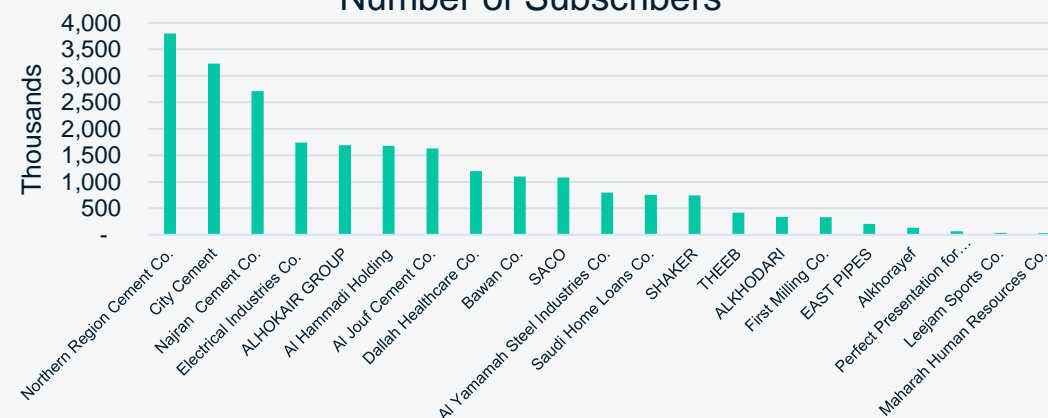
The table below represent financial advisors, legal advisors, and legal accountants during the period from 2010 to 2023:

Company	Financial Advisor	Legal Advisor	Legal Accountant
Alkhodari	GIB Capital	Muhannad Al Rasheed Legal Consulting Office in cooperation with Baker LB	EY
Saudi Home Loans Co.	Riyad Capital	Mohammad AlDhabaan Law Firm and Eversheds Sutherland LLP	KPMG Al-Fawzan & Partners
Yamamah Steel	Riyad Capital	Salman Al-Sudairy Office in cooperation with Latham and Watkins	KPMG Al-Fawzan & Partners
Bawan	Fransi Capital	Legal Advisors, in association with Baker & McKinsey	Deloitte & Touche Bakr Abu Al-Khair and Partners
Dallah	Samba Capital	Abdul Aziz Al-Fahd Office	PricewaterhouseCoopers and EY
Shaker	Jadwaa Investment	Mohammed Al Sheikh Law Firm, in cooperation with White & Case	EY
EAST PIPES	SNB Capital	Salman M. Al-Sudairi Law Office	PricewaterhouseCoopers
Saco	HSBC Saudi Arabia	Abdul Aziz Al-Ajlan and his partners in cooperation with Baker & McKinsey	Price waterhouse Coopers
Alkhorayef Water and Power Technologies Co.	Fransi Capital	Zeyad Yousef Alsalloum and Yazeed Abdulrahman Altoaimi Company for Legal Services and Consultation	KPMG Al Fozan & Partners
Theeb Rent a Car Co	Fransi Capital	Zeyad Yousef Alsalloum and Yazeed Abdulrahman Altoaimi Company for Legal Services and Consultation	PricewaterhouseCoopers(PwC)- Certified Public Accountants
First Milling Co.	SNB Capital	Abdulaziz Al Ajlan and Partners	KPMG Al-Fozan & Partners / EY

Offering Size (500-1000 Million SAR)



Number of Subscribers



From 2010 to 2023 IPOs – Main Market

IPOs Summary (200 to 500 Million)

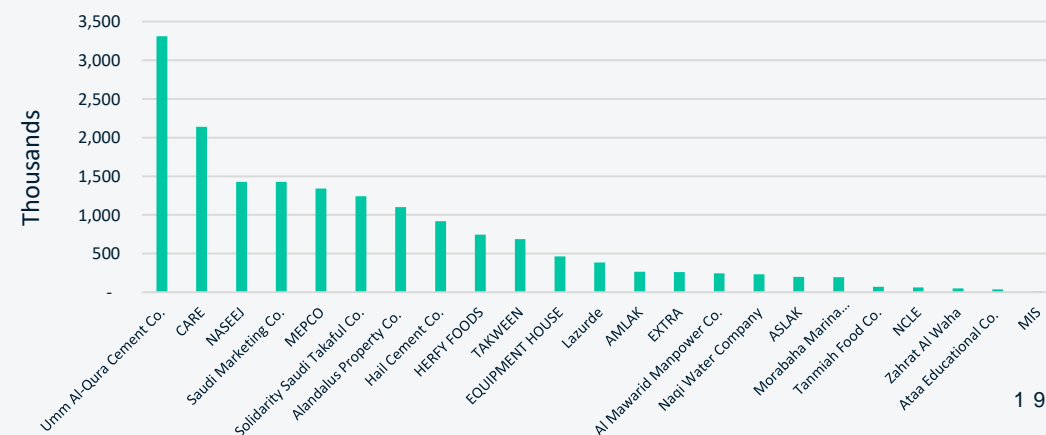
The table below represent financial advisors, legal advisors, and legal accountants during the period from 2010 to 2023:

Company	Financial Advisor	Legal Advisor	Legal Accountant
Hail Cement Co.	GIB Capital	Meshaal Al-Aqeel Advocates in cooperation with Hourani	EY
Lazurdi	Fransi Capital	White & Case, in cooperation with the office of Ziad Al-Salloum and Al-Taaimi	EY
Mepco	Riyad Capital	Louay Al-Akkas office, in cooperation with Vincent and Elkins	Deloitte & Touche Bakr Abu Al-Khair and Partners
Amlak International	SNB Capital	Luay Muhammad Al-Akkas Office	Price waterhouse Coopers
Naqi Water Company	Aljazira Capital	The Law Firm of Alsalloum and AlToaimi	BDO Dr. Mohamed Al Amri & Co.
Herfy	Al-Dakhil Financial Group	Turki Al-Shabiki in cooperation with Baker & McKinsey Ltd.	Price waterhouse Coopers
Extra	HSBC Saudi Arabia	Meshaal Al-Aqeel Advocates in cooperation with Hourani	Deloitte & Touche Bakr Abu Al-Khair and Partners
Alandalus	Riyad Capital	Salman Al-Sudairy Office in cooperation with Latham and Watkins	D. Mohammed Al-Omari and Partners
Care	Riyad Capital	Ziad Khushaim Advocates, in cooperation with Alan Avery	KPMG Al Fozan and EY
Ataa	HSBC Saudi Arabia	Abdulaziz Al-Fahad Lawyers and Consultants	KPMG Al-Fozan & Partners
Aslak	FALCOM Financial	Abdulaziz Al-Assaf office in cooperation with Norton Rose	Deloitte & Touche Bakr Abu Al-Khair and Partners
EQUIPMENT HOUSE	Alistithmar Capital	AlFahad & Partners	Baker Tilly MKM & Co.

Offering Size (200-500 Million SAR)



Number of Subscribers



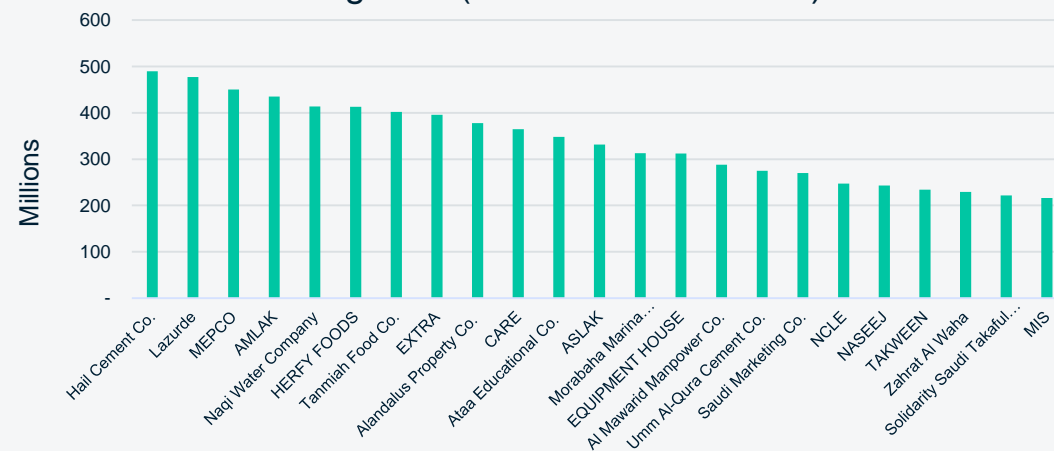
From 2010 to 2023 IPOs – Main Market

IPOs Summary (200 to 500 Million)

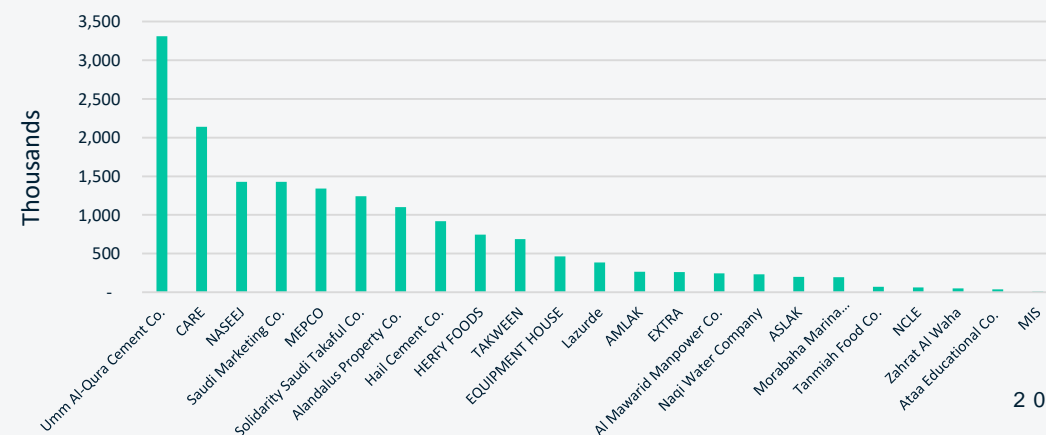
The table below represent financial advisors, legal advisors, and legal accountants during the period from 2010 to 2023:

Company	Financial Advisor	Legal Advisor	Legal Accountant
Umm Al-Qura	Riyad Capital	Abdulaziz Al-Fahad Lawyers and Consultants	Hoshan Certified Public Accountants and Auditors
Farm Superstors	FALCOM Financial	Luay Muhammad Al-Akkas Office	Deloitte & Touche Bakr Abu Al-Khair and Partners
NCLE	Al-Dakhil Financial Group	Abdulaziz Al-Fahad Lawyers and Consultants	KPMG Al-Fozan & Partners
Al Sorayai	Al-Dakhil Financial Group	Abdulaziz Al-Fahad Lawyers and Consultants	Deloitte & Touche Bakr Abu Al-Khair and Partners
Takween	Morgan Stanley	Mohammed Al Sheikh Law Firm, in cooperation with Althom & Watkins	KPMG Al-Fozan & Partners
Zahrat Al Waha	Fransi Capital	Salman Al-Sudairy and Partners Law Firm	EY
Solidarity	BMG Group	Abdulaziz Al-Assaf office in cooperation with Norton Rose	UHY Al Bassam Certified Public Accountants & Consultants
MIS	Fransi Capital	Salah Al Hejailan Advocates	EY
Tanmiah Food Company	Saudi Fransi Capital	Zeyad Yousef AlSalloum and AIToaimi Company for Legal Services and Consultation	Price waterhouse Coopers
Morabaha Marina Financing Co.	Albilad Investment	The Law Firm of Alsalloum and AIToaimi / Muqrin Al Shaalan Law Firm	EY
Al Mawarid Manpower Co.	Aljazira Capital	The Law Firm of Alsalloum and AIToaimi	KPMG Al-Fozan & Partners

Offering Size (200-500 Million SAR)



Number of Subscribers



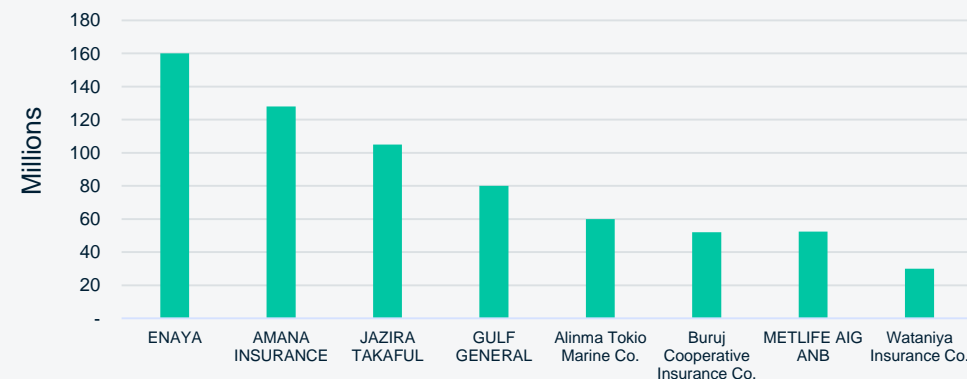
From 2010 to 2023 IPOs – Main Market

IPOs Summary (Up to 200 Million)

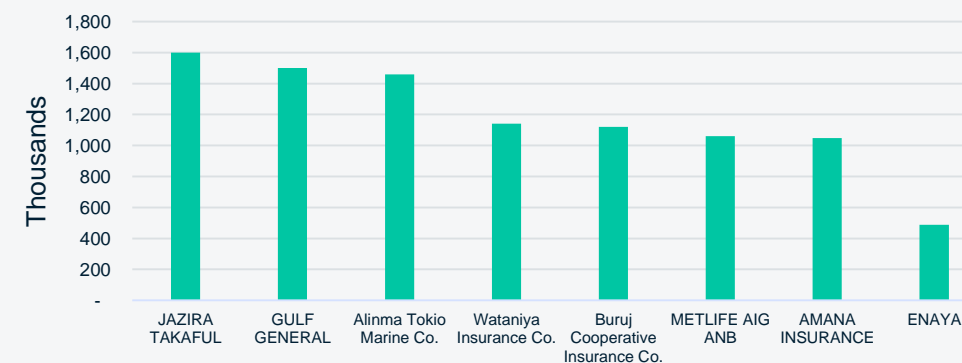
The table below represent financial advisors, legal advisors, and legal accountants during the period from 2010 to 2023:

Company	Financial Advisor	Legal Advisor	Legal Accountant
Saudi Enaya	Alawwal Invest	Hourani and Associates in cooperation with Mishal Al-Aqeel Law Firm	EY
Amana Cooperative	FALCOM Financial	Abdulaziz Al-Assaf office in cooperation with Norton Rose	Deloitte & Touche Bakr Abu Al-Khair and Partners
Aljazira Takaful	BMG Financial Group	Meshaal Al-Aqeel Advocates in cooperation with Hourani	Price waterhouse Coopers
Alinma Tokio Marine	Alinma Investment	Hatem Ghazzawi and Partners	EY
Buruj	Morgan Stanley Saudi Arabia	Abdulaziz Al-Assaf office in cooperation with Norton	Al Bassam Certified Accountants and Consultants
Gulf General	Alawwal Invest	Abdulaziz Al-Assaf office in cooperation with Norton	EY
MetLife	Fransi Capital	Latham & Watkins in cooperation with Salman Al-Sudairy office	Deloitte & Touche - Bakr Abu Al-Khair and their partners
Wataniya	Alawwal Invest	Nagy Law Firm, in cooperation with DLA Piper	KPMG Al Fozan & Co

Offering Size (up to 200 Million SAR)



Number of Subscribers



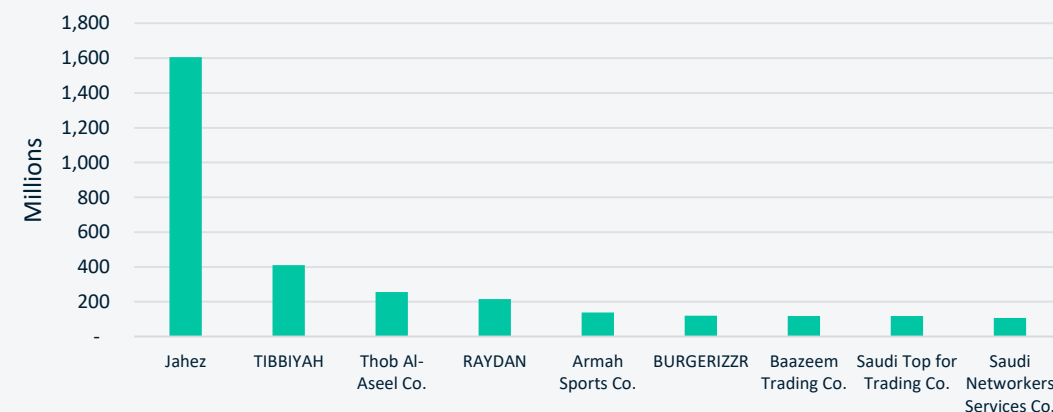
From 2017 to 2023 IPOs – Nomu - Parallel Market

IPOs Summary (Nomu – Above 100 Million)

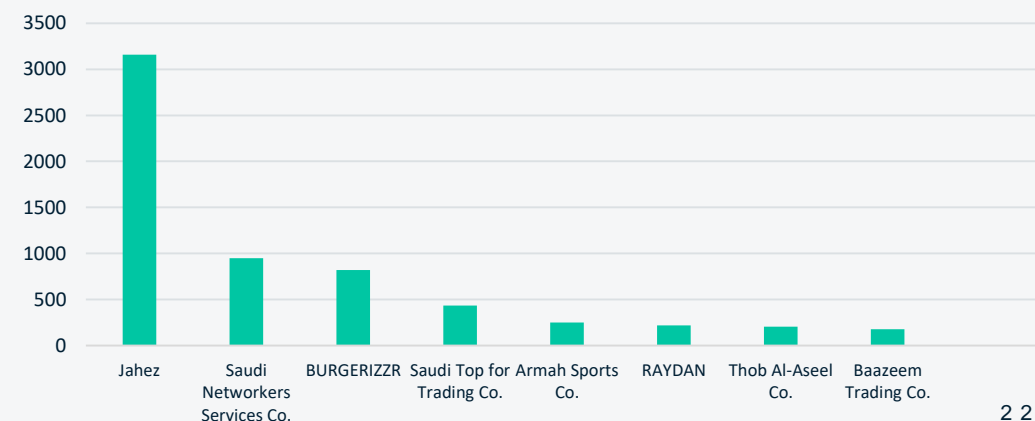
The table below represent financial advisors, legal advisors, and legal accountants during the period from 2010 to 2023:

Company	Financial Advisor	Legal Advisor	Legal Accountant
Jahez	HSBC	Salman M. Al-Sudairi Law Office	KPMG Al-Fawzan & Partners
TIBBIYAH	Aldukheil Financial Group	-	KPMG Al-Fawzan & Partners
Thob Al-Aseel Co.	Yaqeen Capital	-	Abdullah Alhamzah KPMG Al-Fawzan & Partners
RAYDAN	Alistithmar Capital	Dr. Sultan Al Masoud & Associates Law Firm Sherman and Sterling LLB	Deloitte & Touche Bakr Abulhair & Co.
BURGERIZZR	Emirates NBD KSA	Al-Saleh and Al-Sahli Law Firm	BDO Dr. Mohamed Al Amri & Co. Talal Abu-Ghazaleh & Co.
Baazeem Trading Co.	Alistithmar Capital	AlFahad & Partners	El Sayed Elayouty & Co.
Saudi Top for Trading Co.	Watheeq Capital	-	KPMG Al-Fawzan & Partners
Saudi Networkers Services Co.	Aldukheil Financial Group	-	EY PwC
Armah Sports Co.	Fransi Capital	The Law Firm of Alsalloum and AlToaimi	Bakertilly MKM & Co

Offering Size (Nomu - Above 100 Million SAR)



Number of Subscribers

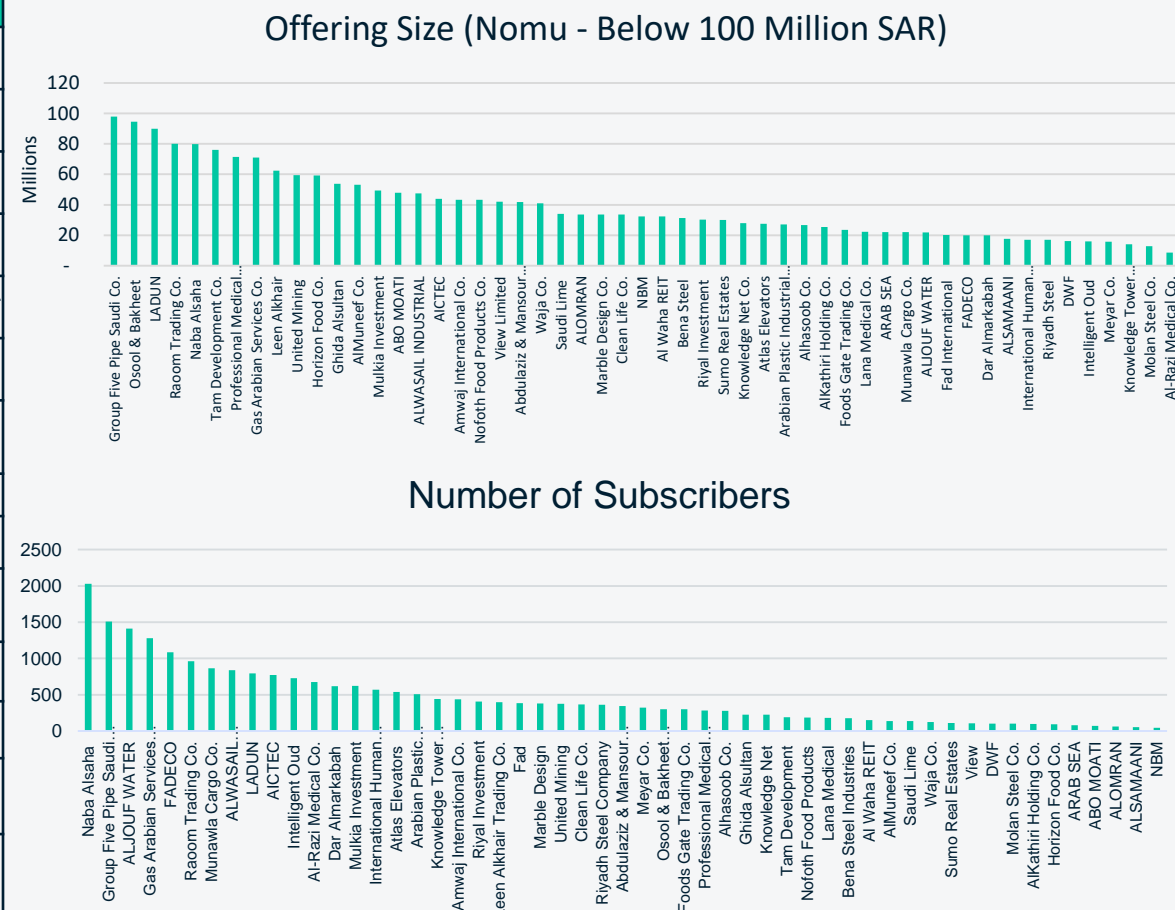


From 2017 to 2023 IPOs – Nomu - Parallel Market

IPOs Summary (Nomu – Below 100 Million)

The table below represent financial advisors, legal advisors, and legal accountants during the period from 2010 to 2023:

Company	Financial Advisor	Legal Advisor	Legal Accountant
Group Five Pipe Saudi Co.	Aldukheil Financial Group	AlFahad & Partners	KPMG Al-Fawzan & Partners
LADUN	Yaqeen Capital	-	EI Sayed Elayouty & Co.
Raoom Trading Co.	Wasatah Capital	-	PKF Albassam & Co.
Naba Alsaha Medical Services Co.	Aldukheil Financial Group	-	RSM Allied Accountants
Gas Arabian Services Co.	Yaqeen Capital	-	BDO Dr. Mohamed Al Amri & Co. / EY
ABO MOATI	Yaqeen Capital	-	Al-Kharashi and Partners
ALWASAIL INDUSTRIAL	Yaqeen Capital	-	Al-Kharashi and Partners
AICTEC	Yaqeen Capital	-	Al-Kharashi and Partners
Amwaj International Co.	Marifa Capital	-	EY / RSM Allied Accountants
Abdulaziz & Mansour Ibrahim Albabtin Co.	Yaqeen Capital	-	RSM Allied Accountants
ALOMRAN	Saudi Kuwaiti Finance House	Firas Al Shawwaf Law Firm	Allied accountants company
NBM	KASB Capital	-	EI Sayed Elayouty & Co.
Al Waha REIT	watsatah capital	The Law Office of Mohammed AlAmmar / King & Spalding LLP	PKF Albassam & Co.
Sumo Real Estates	Aldukheil Financial Group	-	Talal Abu-Ghazaleh & Co.



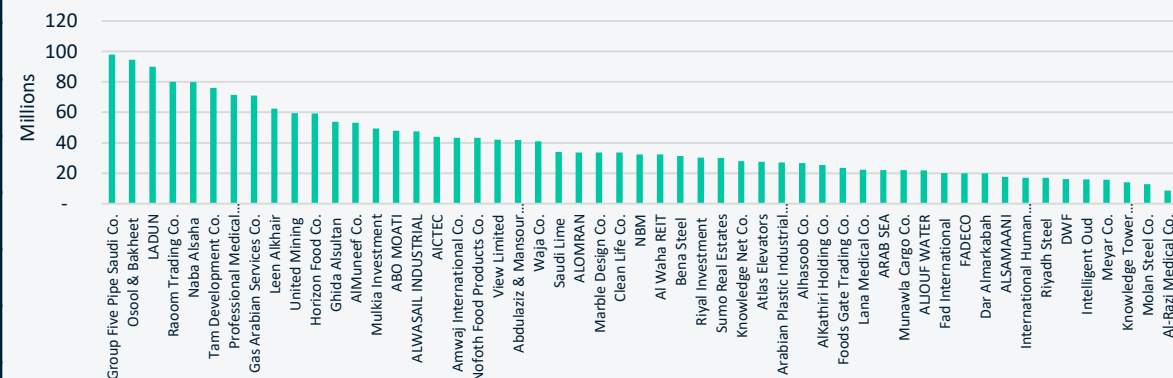
From 2017 to 2023 IPOs – Nomu - Parallel Market

IPOs Summary (Nomu – Below 100 Million)

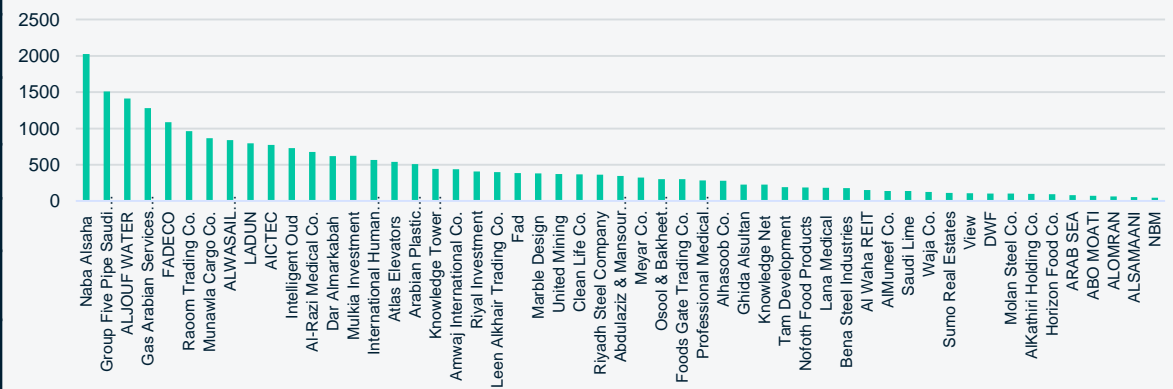
The table below represent financial advisors, legal advisors, and legal accountants during the period from 2010 to 2023:

Company	Financial Advisor	Legal Advisor	Legal Accountant
Arabian Plastic Industrial Co.	Yaqeen Capital	-	Osama A. Elkhereiji & Partner Co.
Alhasoob Co.	Marifa Capital	-	Al-Kharashi and Partners
AlKathiri Holding Co.	Yaqeen Capital	-	Al-Kharashi and Partners
ARAB SEA	Yaqeen Capital	-	Al-Bassam and Al-Nimr / UTC International
ALJOUF WATER	KASB Capital	-	Abdul Wahab Al-Aqeel
FADECO	Yaqeen Capital	-	Al-Kharashi and Partners
ALSAMAANI	Yaqeen Capital	-	Bakertilly MKM & Co
International Human Resources Co.	watheeq capital	-	RSM Allied Accountants / El Sayed Elayouty & Co.
DWF	BMG Group	-	Al Mousa CPA / Al-Rubish Accountants
Knowledge Tower Trading Co.	Yaqeen Capital	-	RSM Allied Accountants
Molan Steel Co.	Yaqeen Capital	-	RSM Allied Accountants / Al Sulaiman Chartered Accountants
Tam Development Co.	Yaqeen Capital	-	KPMG Al-Fawzan & Partners
Leen Alkhair Trading Co.	Yaqeen Capital	-	Al-Kharashi and Partners
Horizon Food Co.	Wasatah Capital	The Law Office of Maha AL-Mogren	RSM Allied Accountants
Ghida Alsultan for Fast Food Co.	Alinma Investment	ZH partners	BDO Dr. Mohamed Al Amri & Co.
AlMuneef Co. for Trade, Industry, Agriculture and Contracting	Yaqeen Capital	-	RSM Allied Accountants

Offering Size (Nomu - Below 100 Million SAR)



Number of Subscribers



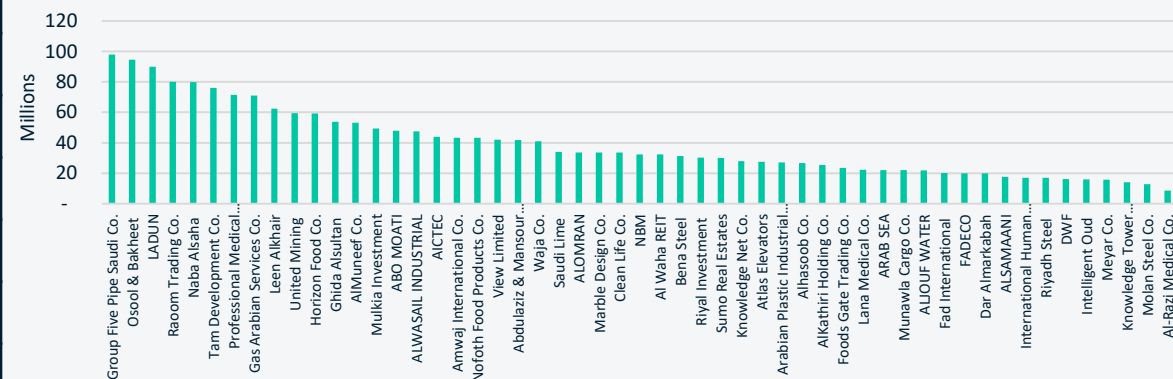
From 2017 to 2023 IPOs – Nomu - Parallel Market

IPOs Summary (Nomu – Below 100 Million)

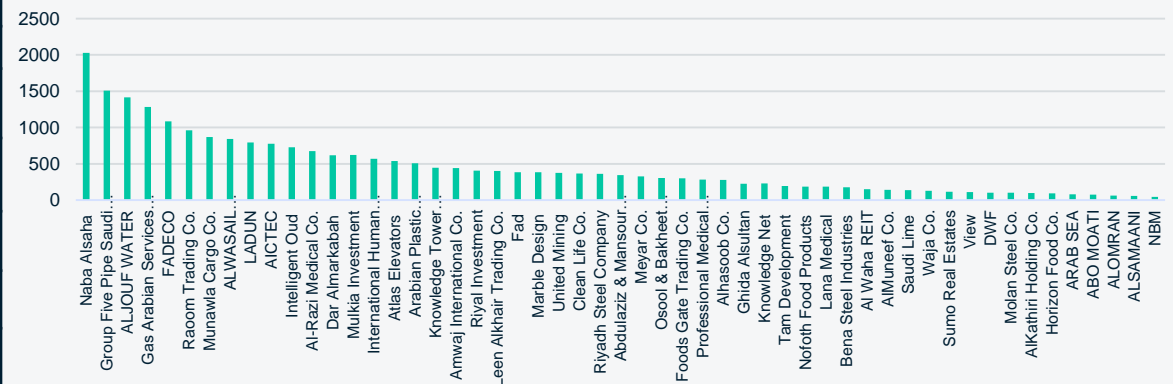
The table below represent financial advisors, legal advisors, and legal accountants during the period from 2010 to 2023:

Company	Financial Advisor	Legal Advisor	Legal Accountant
Waja Co.	Marifa Capital	Alsaleh, Alsahli & Partners Law Firm	Osama A. Elkhereiji & Partner Co / PKF Albassam & Co.
Saudi Lime Industries Co.	Alkhair Capital	Alsaleh, Alsahli & Partners Law Firm	Bakertilly MKM & Co
Bena Steel Industries Co.	Yaqeen Capital	-	Bakertilly MKM & Co
Knowledge Net Co.	Amwal financial	-	Bakertilly MKM & Co
Foods Gate Trading Co.	Yaqeen Capital	-	Crowe Global
Meyar Co.	Yaqeen Capital	-	Al-Kharashi and Partners
Al-Razi Medical Company	team one	-	Ibrahim Ahmed Albassam & Co
Nofoth Food Products Co.	Yaqeen Capital	-	RSM Allied Accountants
Professional Medical Expertise Co.	Fransi Capital	-	Bakertilly MKM & Co
Marble Design Co.	Yaqeen Capital	-	Al-Kharashi and Partners
Dar Almarkabah for Renting Cars Co.	watheeq capital	-	RSM Allied Accountants
Munawla Cargo Co.	watheeq capital	-	El Sayed Elayouty & Co.
Intelligent Oud Company For Trading	team one	-	PKF Albassam & Co.
Atlas Elevators General Trading and Contracting Co.	Yaqeen Capital	-	RSM Allied Accountants
United Mining Industries Co.	Alkhair Capital	Alsaleh, Alsahli & Partners Law Firm	Bakertilly MKM & Co

Offering Size (Nomu - Below 100 Million SAR)



Number of Subscribers



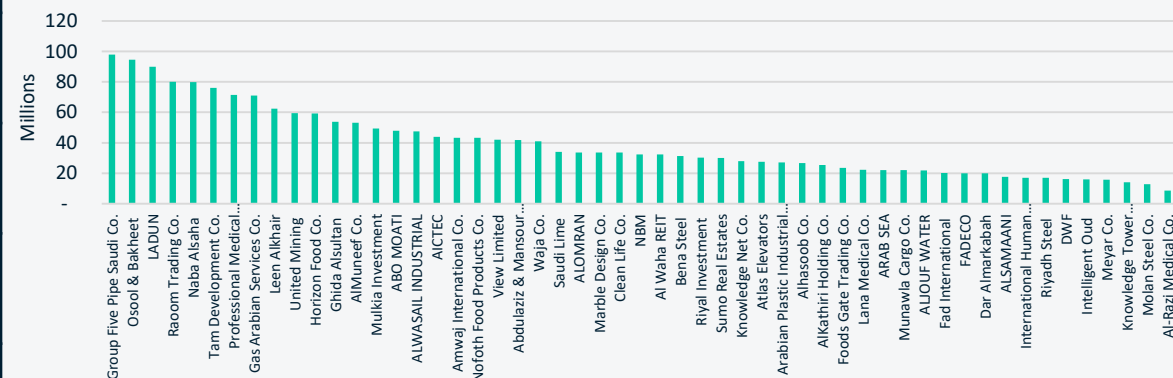
From 2017 to 2023 IPOs – Nomu - Parallel Market

IPOs Summary (Nomu – Below 100 Million)

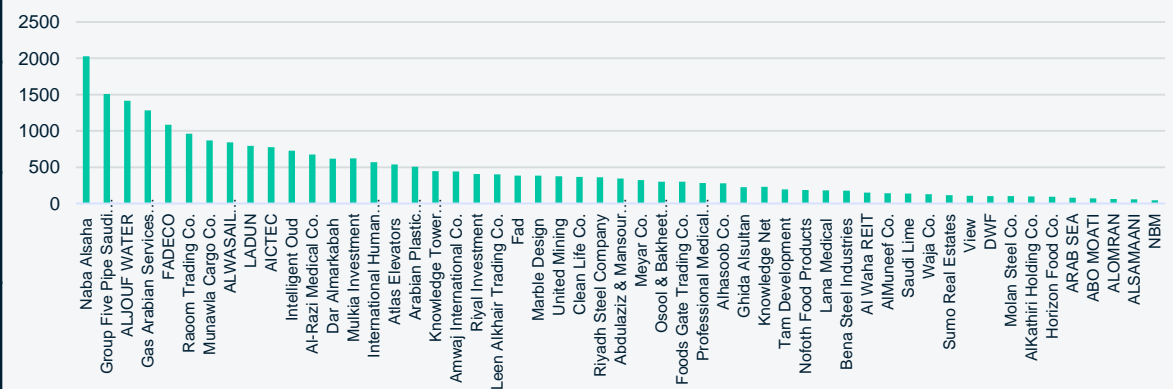
The table below represent financial advisors, legal advisors, and legal accountants during the period from 2010 to 2023:

Company	Financial Advisor	Legal Advisor	Legal Accountant
Clean Life Co.	Watheet Capital	-	Talal Abu-Ghazaleh & Co.
Riyal Investment and Development Co.	Aldukheil Financial Group	-	KPMG Al-Fawzan & Partners
Osool & Bakheet investment Co.	Amwal financial	-	Crowe Global
Mulkia Investment	Aljazira Capital	Alsaleh, Alsahli & Partners Law Firm	PKF Albassam & Co.
Fad International Company	Yaqeen Capital		pwc
Riyadh Steel Company	Alinma Investment		PKF Albassam & Co./RSM Allied Accountants
Lana Medical Co.	Yaqeen Capital		Al-Kharashi and Partners
View Limited Real Estate Development Co.	watheet capital	NAL lawyers	PKF Albassam & Co.

Offering Size (Nomu - Below 100 Million SAR)



Number of Subscribers



From 2017 to 2023 IPOs – Traded Investment Funds

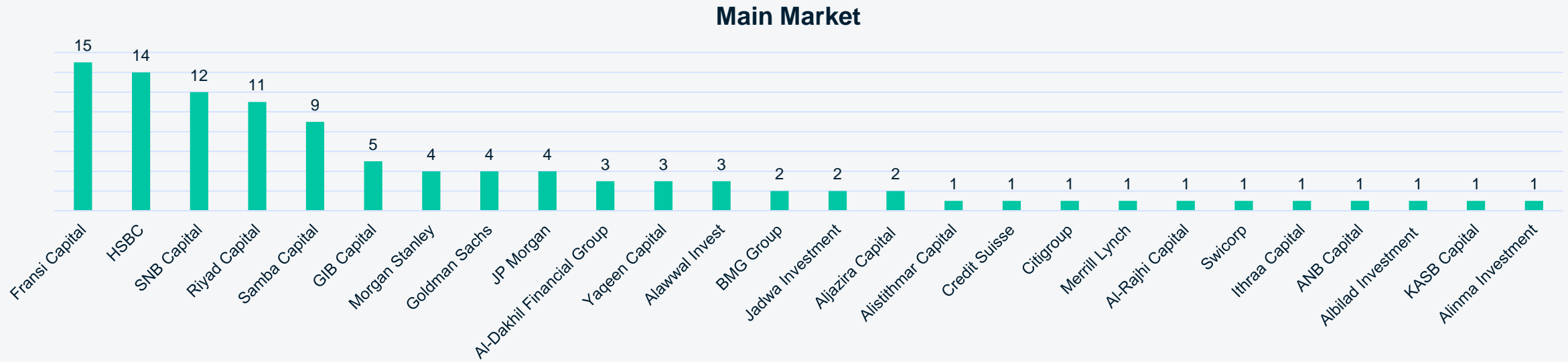
IPOs Summary

The table below represent financial advisors, legal advisors, and legal accountants during the period from 2010 to 2023:

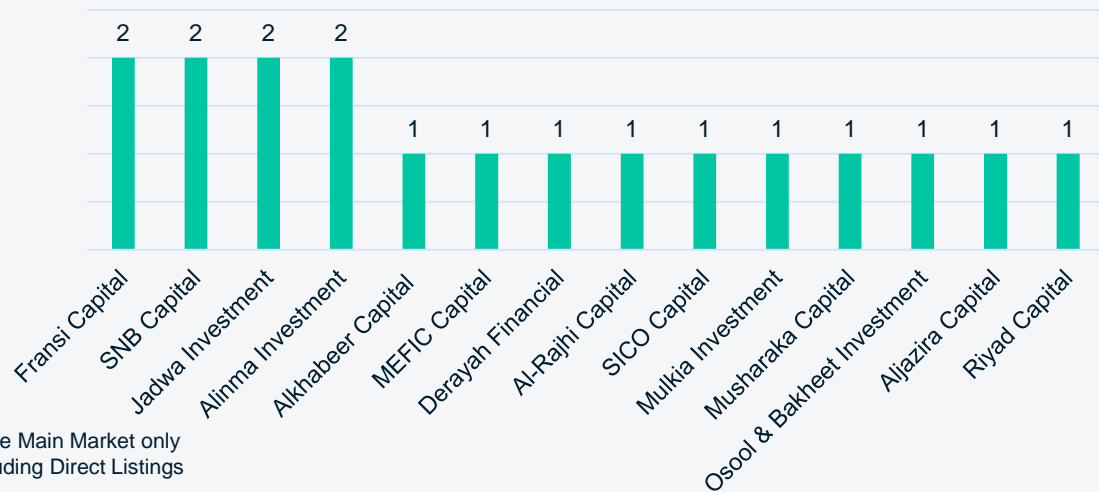
REITs				CEFs			
Company	Fund Manger	Legal Advisor	Legal Accountant	Company	Fund Manger	Legal Advisor	Legal Accountant
Alkhabeer REIT	Alkhabeer Capital	The Law Office of Mohammed AlAmmar / King & Spalding LLP	Crowe Global	Al Khabeer Diversified Income Traded Fund	Alkhabeer Capital	The Law Office of Mohammed AlAmmar / King & Spalding LLP	Crowe Global
MEFIC REIT	MEFIC Capital	Alsalem boutique	PKF Albassam & Co.	Alkhabeer Growth and Income Traded Fund	Alkhabeer Capital	The Law Office of Mohammed AlAmmar / King & Spalding LLP	Crowe Global
Alinma Retail REIT	Alinma Investment	Turkistani and Alabbad	Alliance Chartered Accountants				
Bonyan REIT	Fransi Capital	Salman M. Al-Sudairi Law Office	Crowe Global				
Sedco Capital REIT	SNB Capital	The Law Office of Mohammed AlAmmar / King & Spalding LLP	EY				
Derayah REIT	Derayah Financial	-	PKF Albassam & Co.				
Al Rajhi REIT	Al-Rajhi Capital	The Law Office of Mohammed AlAmmar / King & Spalding LLP	PKF Albassam & Co.				
Jadwa REIT Saudi	Jadwa Investment	Abuhimed Alsheikh Alhagbani Law Firm (AS&H)	Alliance Chartered Accountants				
SICO Saudi REIT	SICO Capital	-	PKF Albassam & Co.				
Alahli REIT 1	SNB Capital	Salman M. Al-Sudairi Law Office / Latham and Watkins LLP.	KPMG Al-Fozan & Partners				
Mulkia REIT	Mulkia Investment	The Law Office of Mohammed AlAmmar / King & Spalding LLP	PKF Albassam & Co.				
Musharaka REIT	Musharaka Capital	SGD Law Firm	RSM				
AL Maather REIT	Osool & Bakheet Investment	Turkistani and Alabbad	RSM				
Taleem REIT	Fransi Capital	-	Crowe Global				
Jadwa REIT Al Haramain	Jadwa Investment	The Law Office of Mohammed AlAmmar / King & Spalding LLP	Alluhaid Chartered Accountants				
AlJazira REIT	Aljazira Capital	-	PKF Albassam & Co.				
Riyad REIT	Riyad Capital	The Law Office of Mohammed AlAmmar / King & Spalding LLP	PKF Albassam & Co.				
Alinma Hospitality REIT Fund	Alinma Investment	Khalid Nassar & Partner	Alluhaid Chartered Accountants				

From 2010 to 2023 IPOs Statistics

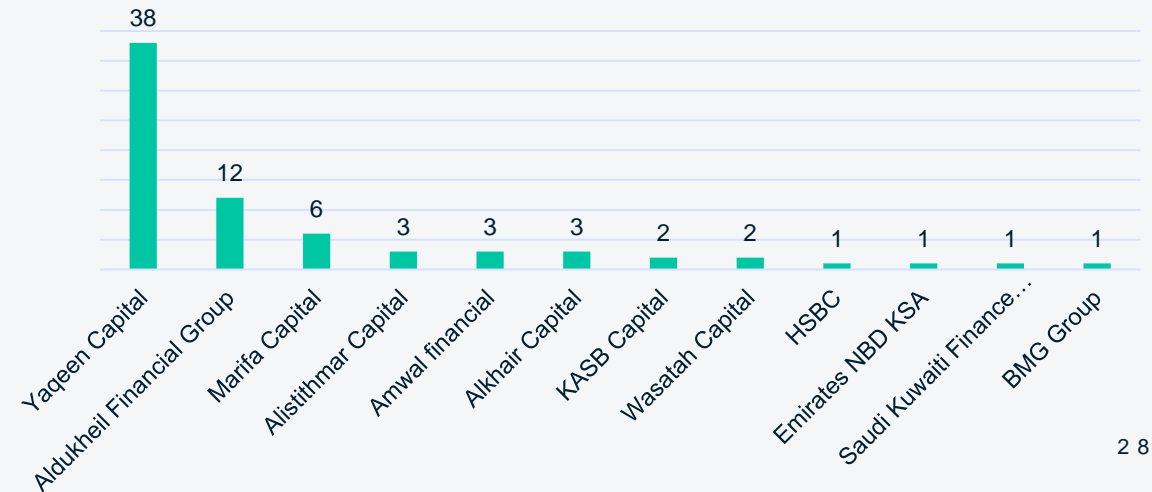
IPOs Summary (Main Market)



REITs ¹



Nomu - Parallel Market ²

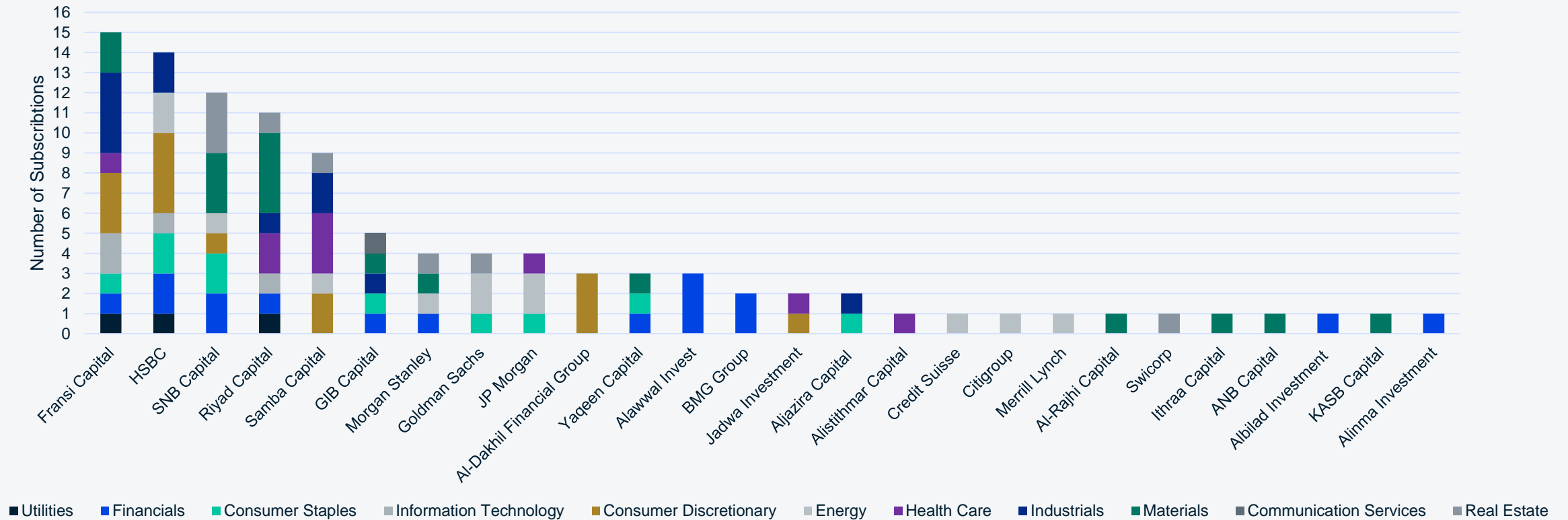


1- In the Main Market only
2- Including Direct Listings

From 2010 to 2023 IPOs Statistics

Financial Advisors Statistics

Financial Advisor IPOs by Sector



* IPOs in the Main Market only

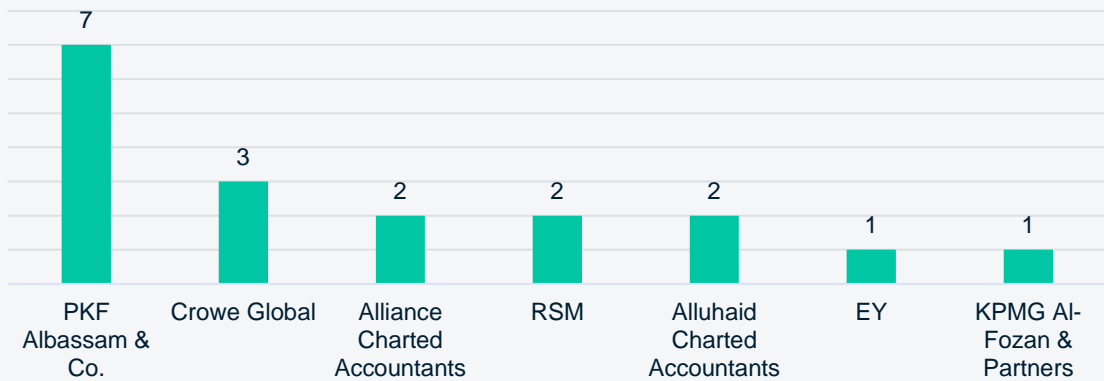
From 2010 to 2023 IPOs Statistics

Legal Accountants Participation In Previous IPOs

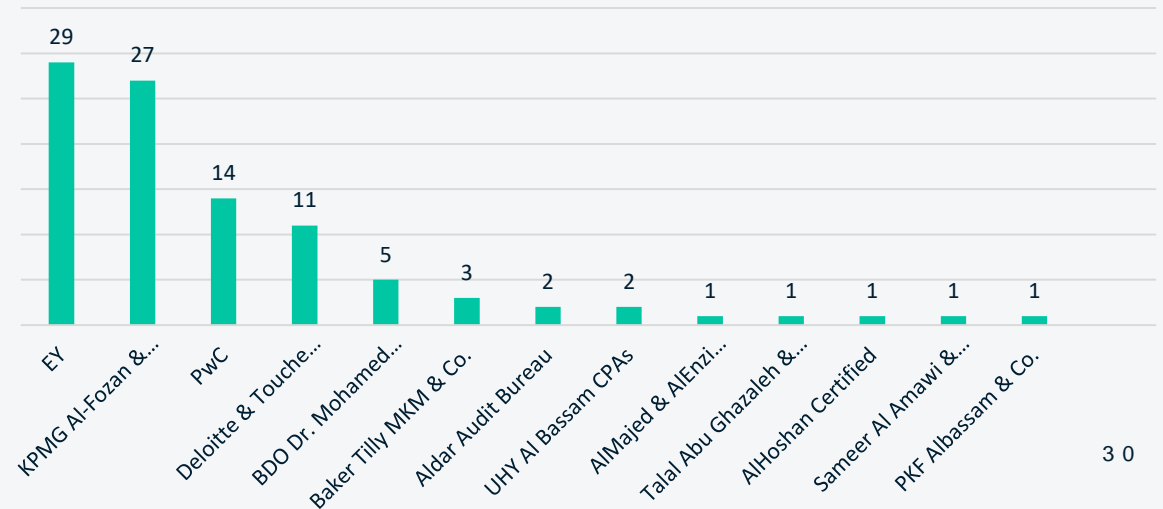
Nomu - Parallel Market



REITs 1



Main Market 2



1- In the Main Market only
2- Including Direct Listings

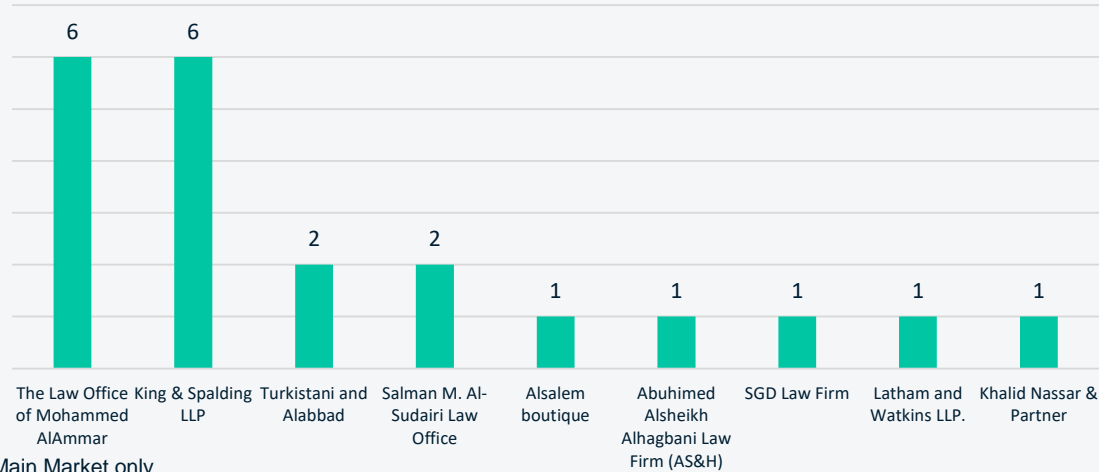
From 2010 to 2023 IPOs Statistics

Legal Advisors Participation In Previous IPOs

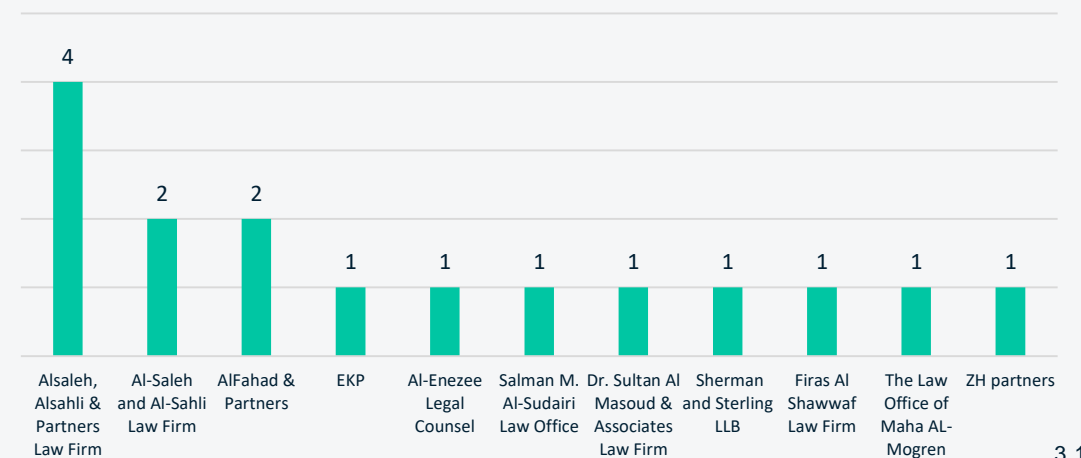
Main Market



REITs ¹




Nomu - Parallel Market ²



1- In the Main Market only
2- Including Direct Listings

Main Market IPOs



From 2010 to 2023 IPOs – Main Market

Company	Listing Date	Sector	Authorized Capital (SAR)	Shares Offered	Offer Price (SAR)	Offer Value (SAR)	Offer %	Coverage Ratio	No. of Subscribers (000)	Lead Manager
SAL Saudi Logistics Services Co.	1/11/2023	Industrials/ Transportation	800,000,000	24,000,000	106	2,544,000,000	30%	1545.20%	796	HSBC
Ades Holding Co.	11/10/2023	Energy / Energy	1,129,062,513	338,718,754	13.5	4,572,703,179	30%	983.83%	1310	SNB Capital
Lumi Rental Co.	25/9/2023	Industrials	550,000,000	16,500,000	66	1,089,000,000	30%	1150%	125	Fransi Capital
First Milling Co.	22/6/2023	Consumer Staples	555,000,000	16,650,000	60	999,000,000.00	30%	997%	334	SNB Capital
Morabaha Marina Financing Co.	21/6/2023	Financials	714,285,720	21,428,572	14.6	312,857,151.20	30%	551%	194	Albilad Capital
Jamjoom Pharmaceuticals Factory Co.	20/6/2023	Health Care	700,000,000	21,000,000	60	1,260,000,000	30%	1100%	171	Saudi Fransi Capital
Al Mawarid Manpower Co.	19/6/2023	Industrials	150,000,000	4,500,000	64	288,000,000	30%	1645%	246	Aljazira Capital
LUBEREF	28/12/2022	Materials	1,687,500,000	50,045,000	99	4,954,455,000	25%	230%	525	SNB Capital
ALSAIF GALLERY	27/12/2022	Consumer Discretionary	350,000,000	10,500,000	115	1,207,500,000	30%	269%	88	Fransi Capital
Riyadh Cables Group Co.	19/12/2022	Industrials	1,500,000,000	33,000,000	43	1,419,000,000	10%	672%	382	Riyad Capital
AMERICANA	12/12/2022	Consumer Discretionary	631,772,483	33,000,000	2.68	1,419,000,000	30%	279%	283	SNB Capital
MARAFIQ	24/11/2022	Utilities	2,500,000,000	73,094,500	46	3,362,347,000	30%	632%	1,590	HSBC
Perfect Presentation for Commercial Services Co.	16/11/2022	Information Technology	150,000,000	4,500,000	185	832,500,000	30%	375%	71	Fransi Capital

From 2010 to 2023 IPOs – Main Market

Company	Listing Date	Sector	Authorized Capital (SAR)	Shares Offered	Offer Price (SAR)	Offer Value (SAR)	Offer %	Coverage Ratio	No. of Subscribers (000)	Lead Manager
Arabian Drilling Co.	7/11/2022	Energy	890,000,000	26,700,000	100	2,670,000,000	30%	816%	497	HSBC
Naqi Water Company	15/08/2022	Consumer Staples	200,000,000	6,000,000	69	414,000,000	30%	1353%	231	Aljazira Capital
Alamar Foods Co.	9/8/2022	Consumer Discretionary	255,000,000	10,633,392	115	1,222,840,080	42%	690%	169	HSBC
Retal Urban Development Co.	27/06/2022	Real Estate	400,000,000	12,000,000	120	1,440,000,000	30%	888%	233	SNB Capital
Saudi Home Loans Co.	20/04/2022	Financials	1,000,000,000	30,000,000	20	600,000,000	30%	2644%	756	Riyad Capital
AMAK	29/03/2022	Materials	660,000,000	19,800,000	63	1,247,400,000	30%	1060%	1,370	Alrajhi Capital
Nahdi Medical Co.	22/03/2022	Consumer Staples	1,300,000,000	39,000,000	131	5,109,000,000	30%	1300%	1,100	SNB Capital
ALDAWAA	14/03/2022	Consumer Staples	850,000,000	25,500,000	73	1,861,500,000	30%	2515%	1,110	GIB Capital
EQUIPMENT HOUSE	28/02/2022	Health Care	200,000,000	6,000,000	52	312,000,000	30%	3400%	462	Alistithmar Capital
Elm Co.	16/02/2022	Information Technology	800,000,000	24,000,000	128	3,072,000,000	30%	1311%	1130	Riyad Capital
EAST PIPES	14/02/2022	Materials	210,000,000	6,300,000	80	504,000,000	30%	1608%	209	SNB Capital
Almunajem Foods Company	20/12/2021	Consumer Staples	600,000,000	18,000,000	60	1,080,000,000	30%	1190%	431	HSBC Saudi Arabia
Saudi Tadawul Group Holding Company	08/12/2021	Diversified Financials	1,200,000,000	36,000,000	105	3,780,000,000	30%	442%	598	SNB Capital
Nayifat Finance Co.	22/11/2021	Diversified Financials	1,000,000,000	35,000,000	34	1,190,000,000	35%	2095%	1,022	HSBC Saudi Arabia

From 2010 to 2023 IPOs – Main Market

Company	Listing Date	Sector	Authorized Capital (SAR)	Shares Offered	Offer Price (SAR)	Offer Value (SAR)	Offer %	Coverage Ratio	No. of Subscribers (000)	Lead Manager
Arabian Contracting Services Co.	15/11/2021	Media and Entertainment	500,000,000	15,000,000	100	1,500,000,000	30%	1482%	655	GIB Capital
International Company for Water and Power Projects	11/10/2021	Utilities	7,310,997,290	81,199,299	56	4,547,160,744	11.1%	1999%	1,348	Riyad Capital
Arabian Internet and Communications Services Co.	30/09/2021	Information Technology	1,200,000,000	24,000,000	151	3,624,000,000	20%	2365%	1,035	HSBC Saudi Arabia
Tanmiah Food Co.	04/08/2021	Consumer Staples	200,000,000	6,000,000	67	402,000,000	30%	1170%	70	Saudi Fransi Capital
Theeb Rent a Car Co	29/03/2021	Industrials	430,000,000	12,900,000	40	516,000,000	30%	3385%	415	Fransi Capital
Alkhoryaf Co	1/03/2021	Utilities	250,000,000	7,500,000	72	540,000,000	30%	1511%	137	Fransi Capital
Bin Dawood	21/10/2020	Consumer Staples	1,143,000,000	22,860,000	96	2,194,560,000	20%	1396%	324.05	SNB Capital
Amlak International	13/07/2020	Financials	906,000,000	27,180,000	16	434,880,000	30%	2690%	266.82	SNB Capital
Dr. Sulaiman Al Habib Medical Services Group	17/03/2020	Health Care	3,500,000,000	52,500,000	50	2,625,000,000	15%	710%	224.44	Riyad Capital
Saudi Aramco	11/12/2019	Energy	60,000,000,000	3,450,000,000	32	110,400,000,000	1.50%	465%	5,056	Samba Capital
Ataa Educational Co	31/07/2019	Consumer Discretionary	400,000,000	12,000,000	29	348,000,000	30%	628%	39	HSBC Saudi Arabia
Maharah Human Resources Co.	18/06/2019	Industrials	375,000,000	11,250,000	69	776,250,000	30%	904%	31	Samba Capital
Arabian Centers Co.	22/05/2019	Real Estate	4,750,000,000	95,000,000	26	2,470,000,000	20%	132%	27	Samba Capital
Al Moammar Information Systems Co.	24/04/2019	Information Technology	160,000,000	4,800,000	45	216,000,000	30%	258%	8	Fransi Capital

From 2010 to 2023 IPOs – Main Market

Company	Listing Date	Sector	Authorized Capital (SAR)	Shares Offered	Offer Price (SAR)	Offer Value (SAR)	Offer %	Coverage Ratio	No. of Subscribers (000)	Lead Manager
National Company for Learning & Education	18/11/2018	Consumer Discretionary	430,000,000	13,000,000	19	247,000,000	30%	327%	62	Alinma Investment
Leejam	10/09/2018	Consumer Discretionary	523,833,610	15,720,000	52	817,440,000	30%	831%	40	Samba Capital
Zahrat Al Waha for Trading Co.	17/09/2017	Materials	150,000,000	4,500,000	51	229,500,000	30%	267%	49	Fransi Capital
Lazurde Company for Jewelry	29/06/2016	Consumer Discretionary	430,000,000	12,900,000	37	477,300,000	30%	293%	385	Fransi Capital
Al Yamamah Steel Industries	22/05/2016	Materials	508,000,000	15,245,000	36	548,820,000	30%	479%	800	Riyad Capital
The Saudi-German Hospital	29/03/2016	Health Care	920,400,000	17,612,000	64	1,767,168,000	30%	274%	406	Samba Capital
Al-Andalus Real Estate	12/1/2016	Real Estates	700,000,000	21,000,000	18	378,000,000	30%	469%	1,100	Riyad Capital
Saudi Ground Services	25/01/2016	Industries	1,880,000,000	56,400,000	50	2,820,000,000	30%	339%	1,900	HSBC Saudi Arabia
Saudi Hardware and Tools Company (SACO)	12/05/2015	Consumer Discretionary	240,000,000	7,200,000	70	504,000,000	30%	569%	1,080	HSBC Saudi Arabia
Middle East Company for the manufacture and production of paper	3/05/2015	Materials	500,000,000	15,000,000	30	450,000,000	30%	470%	1,340	Riyad Capital
Electrical Industries Company	7/12/2014	Industries	450,000,000	13,500,000	54	729,000,000	30%	523%	1,740	Samba Capital
National Commercial Bank NCB	12/11/2014	Financials	20,000,000,000	500,000,000	45	22,500,000,000	25%	2301%	1,250	HSBC / GIB Financial
Al Hammadi Company for Development and Investment	15/07/2014	Health Care	750,000,000	22,500,000	28	630,000,000	30%	248%	1,680	Samba Capital
Abdul Mohsen Al Hokair Group for Tourism and Development	26/06/2014	Consumer Discretionary	550,000,000	16,500,000	50	825,000,000	30%	329%	1,690	Fransi Capital


From 2010 to 2023 IPOs – Main Market

Company	Listing Date	Sector	Authorized Capital (SAR)	Shares Offered	Offer Price (SAR)	Offer Value (SAR)	Offer %	Coverage Ratio	No. of Subscribers (000)	Lead Manager
Umm Al-Qura Cement Company	12/06/2014	Materials	550.000.000	27.500.000	10	275.000.00	50%	848%	3,310	Riyad Capital
Farm Superstores	16/02/2014	Consumer Staples	250.000.000	7.500.000	36	270.000.000	30%	564%	1,430	Falcom Financial
Bawan Corporation	24/12/2013	Industries	500.000.000	15.000.000	36	540.000.000	30%	261%	1,110	Fransi Capital
MetLife AIG Arabic	26/11/2013	Financials	175.000.000	5.250.000	10	52.500.000	30%	1182%	1,060	Fransi Capital
Al-Jazirah Takaful Company	21/07/2013	Financials	350.000.000	10.500.000	10	105.000.000	30%	913%	1,600	Aljazira Capital
The National Medical Care Company (CARE)	13/03/2013	Health Care	448.500.000	13.500.000	27	364.500.000	30.10%	705%	2,140	Riyad Capital
Northern Region Cement Company	5/02/2013	Materials	1.800.000.000	90.000.000	10	900.000.000	50%	323%	3,800	Arab Investment Company
Dallah Health Services Company	17/12/2012	Health Care	472.000.000	14.200.000	38	539.600.000	30.08%	313%	1,200	Samba Capital
City Cement Company	13/10/2012	Materials	1.892.000.000	94.600.000	10	946.000.000	50%	301%	3,230	Riyad Capital
Saudi Airlines Catering Company	9/07/2012	Industries	820.000.000	24.600.000	54	1.328.400.000	30%	221%	938	Fransi Capital
Alinma Tokyo Marine	24/06/2012	Financials	200.000.000	6.000.000	10	60.000.000	30%	1612%	1,460	Alinma Investment
Seera Holding Group	4/06/2012	Consumer Discretionary	800.000.000	24.000.000	57	24.000.000	30%	241%	1,020	Samba Capital
Najran Cement Company	15/05/2012	Materials	1.700.000.000	85.000.000	10	85.000.000	50%	306%	2,714	Fransi Capital
Saudi Enaya Cooperative Insurance Company	27/02/2012	Financials	400.000.000	16.000.000	10	16.000.000	40%	238%	488	Alawwal Invest
Takween Advanced Industries Company	7/02/2012	Materials	300.000.000	9.000.000	26	9.000.000	30%	571%	688	SNB capital

From 2010 to 2023 IPOs – Main Market

Company	Listing Date	Sector	Authorized Capital (SAR)	Shares Offered	Offer Price (SAR)	Offer Value (SAR)	Offer %	Coverage Ratio	No. of Subscribers (000)	Lead Manager
United Electronics Company (Extra)	24/12/2011	Consumer Discretionary	240.000.000	7.200.000	55	7.200.000	30%	215%	261	HSBC Saudi Arabia
Hail Cement Company	16/10/2011	Materials	979.000.000	48.950.000	10	48.950.000	50%	227%	917	GIB Capital
Union Wire Factories Company	21/08/2011	Materials	20.000.000.000	9.750.000	34	9.750.000	30%	115%	198	FALCOM Financial
Abdullah Abdul Mohsen Al-Khodari Sons Company	23/10/2010	Industries	750.000.000	12.750.000	48	12.750.000	30%	142%	342	GIB Capital
Al Jouf Cement Company	11/08/2010	Materials	1.300.000.000	65.000.000	10	650.000.000	%50	204%	1,630	SNB Capital
Knowledge Economic City	9/08/2010	Industries	3.393.000.000	102.000.000	10	1.020.000.000	30%	173%	1,970	SNB Capital / Swicorp Financial
Amana Cooperative Insurance Company	13/06/2010	Financials	320.000.000	12.800.000	10	128.000.000	40%	451%	1,048	Yaqeen Capital
Solidarity Saudi Takaful Company	8/06/2010	Financials	555.000.000	22.200.000	10	222.000.000	40%	300%	1,242	Riyad Capital
Wataniya Insurance Company	6/06/2010	Financials	100.000.000	3.000.000	10	30.000.000	30%	2000%	1,140	Alawwal Invest
Al Hassan Ghazi Ibrahim Shaker Company	17/05/2010	Consumer Discretionary	350.000.000	10.500.000	49	514.500.000	30%	169%	743	Jadwa Investment
Naseej International Trading Company	22/02/2010	Consumer Discretionary	300.000.000	9.000.000	27	243.000.000	30%	457%	1,430	Al-Dakhil Financial Group
Buruj Cooperative Insurance Company	15/02/2010	Financials	130.000.000	5.200.000	10	52.000.000	40%	1163%	1,121	Al Rajhi Capital
Gulf General Cooperative Insurance Company	8/02/2010	Industries	200.000.000	8.000.000	10	80.000.000	40%	1015%	1,500	Alawwal Invest
Herfy Food Services Company	2/02/2010	Consumer Discretionary	270.000.000	8.100.000	51	413.100.000	30%	241%	745	Alawwal Invest

Nomu - Parallel Market IPOs



From 2017 to 2023 IPOs – (Nomu - Parallel Market)

Company	Listing Date	Sector	Authorized Capital (SAR)	Shares Offered	Offer Price (SAR)	Offer Value (SAR)	Offer %	Coverage Ratio	No. of Subscribers	Lead Manager
View Limited Real Estate Development Co.	13/12/2023	Real Estate/ Real Estate Management & Development	33,000,000	600,000	70	42,000,000	18%	110%	108	Al-Nefae investment group
Lana Medical Co.	6/12/2023	Health Care/ Health Care Equipment & Services	36,000,000	720,000	31	22,320,000	20%	117%	183	Yaqeen Capital
Riyadh Steel Company	3/12/2023	Materials/ Materials	50,000,000	1,000,000	17	17,000,000	20%	223%	362	Alinma Investment
Armah Sports Company	30/11/2023	Consumer Discretionary	328,591,660	4,927,958	28	137,982,824	15%	404%	251	Fransi Capital
Fad International Company	28/11/2023	Consumer Discretionary	12,000,000	240,000	84	20,160,000	20%	923%	384	Yaqeen Capital
AlMujtama	22/11/2023	Consumer Staples Distribution	95,000,000				Direct Listing			
Mulkia Investment	12/11/2023	Financials/ Diversified Financials	65,000,000	1,300,000	38	49,400,000	20%	240%	622	Aljazira Capital
Osool & Bakheet investment Co.	7/11/2023	Financials/ Diversified Financials	81,000,000	2,100,330	45	94,514,850	26%	329%	302	Amwal financial
Riyal Investment and Development Co.	24/10/2023	Industrials/ Transportation	80,000,000	720,000	42	30,240,000	9%	145%	406	Alinma Investment
Clean Life Co.	23/10/2023	Industrials / Commercial & Professional Svc	15,000,000	300,000	112	33,600,000	20%	568%	367	Al-Nefae Investment Group
United Mining Industries Co.	22/10/2023	Materials/ Materials	140,000,000	1,750,000	34	59,500,000	13%	344%	374	Alkhair Capital
Atlas Elevators General Trading and Contracting Co.	4/10/2023	Industrials/Capital Goods	60,000,000	1,200,000	23	27,600,000	20%	541%	539	Yaqeen Capital
Intelligent Oud Company For Trading	2/10/2023	Consumer Staples	16,250,000	325,000	49	15,925,000	20%	1984%	729	Derayah Financial
Al Rashid Industrial Co.	12/09/2023	Materials	80,000,000				Direct Listing			
Munawla Cargo Co.	11/09/2023	Industrials	10,000,000	200,000	110	22,000,000	20%	2113%	867	Derayah Financial

From 2017 to 2023 IPOs – (Nomu - Parallel Market)

Company	Listing Date	Sector	Authorized Capital (SAR)	Shares Offered	Offer Price (SAR)	Offer Value (SAR)	Offer %	Coverage Ratio	No. of Subscribers	Lead Manager
Paper Home Company	4/09/2023	Materials	15,000,000					Direct Listing		
Dar Almarkabah for Renting Cars Co.	29/08/2023	Industrials	25,000,000	500,000	40	20,000,000	20%	1780%	619	Derayah Financial
Marble Design Co.	8/08/2023	Industrials	60,000,000	600,000	56	33,600,000	10%	706%	382	Yaqeen Capital
Professional Medical Expertise Co.	26/07/2023	Health Care	35,000,000	1,050,000	68	71,400,000	30%	449%	284	Fransi Capital
Al-Razi Medical Company	22/06/2023	Consumer Staples	15,200,000	304,000	28	8,512,000	20%	2320%	675	Derayah Financial
Tam Development Co.	14/06/2023	Industrials	36,599,970	585,600	130	76,128,000	16%	141%	193	Yaqeen Capital
AlMuneef Co. for Trade, Industry, Agriculture and Contracting	7/06/2023	Industrials	38,000,000	760,000	70	53,200,000	20%	143%	140	Yaqeen Capital
Meyar Co.	1/05/2023	Materials	13,270,000	265,400	59	15,658,600	20%	943%	324	Yaqeen Capital
Saudi Lime Industries Co.	27/04/2023	Materials	220,000,000	2,000,000	17	34,000,000	10%	319%	138	Alkhair Capital
Ghida Alsultan for Fast Food Co.	13/04/2023	Consumer Discretionary	32,000,000	640,000	84	53,760,000	20%	109%	226	Alinma Investment
Mayar Holding Co.	11/04/2023	Industrials	60,000,000					Direct Listing		
Foods Gate Trading Co.	5/04/2023	Consumer Discretionary	21,000,000	420,000	56	23,520,000	20%	557%	301	Yaqeen Capital
Horizon Food Co.	26/03/2023	Consumer Staples	80,000,000	1,600,000	37	59,200,000	20%	103%	93	Al-Nefae
Bena Steel Industries Co.	22/03/2023	Materials	50,000,000	600,000	52	31,200,000	12%	150%	177	Yaqeen Capital
Knowledge Net Co.	20/03/2023	IT	35,000,000	700,000	40	28,000,000	20%	141%	228	Osool & Bakheet

From 2017 to 2023 IPOs – (Nomu - Parallel Market)

Company	Listing Date	Sector	Authorized Capital (SAR)	Shares Offered	Offer Price (SAR)	Offer Value (SAR)	Offer %	Coverage Ratio	No. of Subscribers	Lead Manager
Balady Poultry Co.	19/03/2023	Consumer Staples	65,700,000							Direct Listing
Waja Co.	8/03/2023	Industrials	35,000,000	455,000	90	40,950,000	13%	132%	127	Alinma Investment
Alqemam for Computer Systems Co.	31/01/2023	IT	30,000,000							Direct Listing
Nofoth Food Products Co.	10/01/2023	Consumer Staples	24,000,000	288,000	150	43,200,000	12%	343%	187	Yaqeen Capital
Leen Alkhair Trading Co.	1/01/2023	Consumer Staples	40,797,800	958,750	65	62,318,750	24%	116%	400	Yaqeen Capital
Edarat Communication and Information Technology Co.	26/12/2022	Information Technology	6,300,000							Direct Listing
Saudi Top for Trading Co.	22/12/2022	Materials	40,000,000	880,000	133	117,040,000	22%	103%	435	Alinma Investment
Molan Steel Co.	20/12/2022	Materials	26,600,000	532,414	24	12,777,936	20%	503%	103	Yaqeen Capital
Al Waha REIT	30/11/2022	Real Estate	150,000,000	3,227,069	12	32,270,690	22%	180%	150	Al-Nefae
Knowledge Tower Trading Co.	17/11/2022	Consumer Discretionary	17,500,000	350,000	40	14,000,000	23%	1386%	444	Yaqeen Capital
Sure International Technology Co.	24/10/2022	Information Technology	51,297,500							Direct Listing
Abdulaziz & Mansour Ibrahim Albabtin Co.	18/10/2022	Consumer Staples	26,600,000	544,000	77	41,888,000	16%	649%	345	Yaqeen Capital
Arabian Plastic Industrial Co.	5/10/2022	Materials	50,000,000	1,000,000	27	27,000,000	20%	1543%	509	Yaqeen Capital
Naba Alsaha Medical Services Co.	7/09/2022	Health Care	70,000,000	1,400,000	57	79,800,000	20%	531%	2027	Derayah Financial

From 2017 to 2023 IPOs – (Nomu - Parallel Market)

Company	Listing Date	Sector	Authorized Capital (SAR)	Shares Offered	Offer Price (SAR)	Offer Value (SAR)	Offer %	Coverage Ratio	No. of Subscribers	Lead Manager
International Human Resources Co.	22/08/2022	Industrials	25,000,000	500,000	34	17,000,000	20%	948%	568	Derayah Financial
Rawasi Albina Investment Co.	18/08/2022	Industrials	55,000,000				Direct Listing			
Saudi Networkers Services Co.	17/08/2022	Information Technology	60,000,000	1,500,000	71	106,500,000	25%	223%	950	Derayah Financial
Future Care Trading Co.	1/08/2022	Health Care	50,000,000				Direct Listing			
Academy of Learning Company	18/07/2022	Consumer Discretionary	60,000,000				Direct Listing			
Keir International Company	17/07/2022	Industrials	120,000,000				Direct Listing			
Amwaj International Co.	16/06/2022	Consumer Discretionary	60,000,000	600,000	72	43,200,000	10%	976%	439	Alinma Investment Company
Ladun Investment Company	14/06/2022	Real Estate	500,000,000	5,000,000	18	90,000,000	10%	2097%	795	Yaqeen Capital
FADECO	12/06/2022	Consumer Staples	14,100,000	282,000	71	20,022,000	20%	5770%	1,086	Yaqeen Capital
National Env Recycling Co. (TADWEEER)	26/05/2022	Industrials	58,080,000				Direct Listing			
AQASEEM	25/05/2022	Materials	25,000,000				Direct Listing			
NASEEJ TECH	24/05/2022	Information Technology	108,973,010				Direct Listing			
TIBBIYAH	3/03/2022	Health Care	200,000,000	5,000,000	82	410,000,000	25%	1263%	4115	Derayah
ALJOUF WATER	2/03/2022	Consumer Staples	31,250,000	625,000	35	21,875,000	20%	5156%	1,413	Yaqeen Capital
Saudi AZM	1/03/2022	Information Technology	30,000,000				Direct Listing			
Raoom Trading Co.	21/02/2022	Industrials	50,000,000	1,000,000	80	80,000,000	20%	740.80%	963	Al-Nefae Investment Group


From 2017 to 2023 IPOs – (Nomu - Parallel Market)

Company	Listing Date	Sector	Authorized Capital (SAR)	Shares Offered	Offer Price (SAR)	Offer Value (SAR)	Offer %	Coverage Ratio	No. of Subscribers	Lead Manager
Saudi Parts Center Co.	21/02/2022	Industrials	30,000,000							Direct Listing
Gas Arabian Services Co.	7/02/2022	Industrials	158,000,000	790,000	90	71,100,000	5%	4758%	1,281	Falcom Financial Services
Obeikan Glass Co.	7/02/2022	Industrials	240,000,000							Direct Listing
Al-Wasail Industrial Company	18/01/2022	Industrials	250,000,000	2,500,000	19	47,500,000	10%	1620%	841	Yaqeen Capital
AME Company for Medical Supplies	18/01/2022	Health Care	70,000,000							Direct Listing
Advance International Co. (AICTEC)	6/01/2022	Information Technology	20,000,000	400,000	110	44,000,000	20%	1980%	774	Yaqeen Capital
Jahez	5/01/2022	Consumer Discretionary	104,918,030	1,888,525	850	1,605,245,859	18.00%	588.90%	3,160	HSBC
Group Five Pipe Saudi Co.	29/11/2021	Materials	280,000,000	2,800,000	35	980,000,000	10%	1207%	-	Aldukheil Financial Group
Alhasoob Co.	4/11/2021	Consumer Discretionary	14,000,000	280,000	95	26,600,000	20%	2318%	-	Al-Nefaie Investment Group
Enma AlRawabi Co.	28/10/2021	Real Estate	400,000,000							Direct Listing
Natural Gas Distribution Co.	22/09/2021	Utilities	50,000,000							Direct Listing
Shatirah House Restaurant Co.	8/09/2021	Consumer Discretionary	25,000,000	725,000	165	119,625,000	29%	6646%	-	Emirates NBD Capital KSA
Banan Real Estate Co.	11/08/2021	Real Estate	200,000,000							Direct Listing
Canadian Medical Center Co.	2/08/2021	Health Care	77,000,000							Direct Listing
National Fertilizer Co.	28/07/2021	Materials	50,000,000							Direct Listing
Mohammed Hasan AlNaqool Sons Co	2/06/2021	Materials	29,000,000							Direct Listing
Fesh Fash Snack Food Production Co.	4/05/2021	Consumer Discretionary	11,300,000							Direct Listing

From 2017 to 2023 IPOs – (Nomu - Parallel Market)

Company	Listing Date	Sector	Authorized Capital (SAR)	Shares Offered	Offer Price (SAR)	Offer Value (SAR)	Offer %	Coverage Ratio	No. of Subscribers	Lead Manager
Watani Iron Steel Co	17/02/2021	Materials	121,100,000							Direct Listing
White Cement	2/09/2020	Materials	1,200,000,000							Direct Listing
Sumo Real Estates	11/05/2020	Real Estates	250,000,000	1,250,000	24	30,000,000	5%	236%	113	Derayah Financial
National Building & Marketing Co.	29/04/2018	Industrials	60,000,000	1,200,000	27	32,400,000	20%	100%	46	KASB Capital
AlKathiri Holding Co.	9/07/2017	Materials	31,395,000	819,000	31	25,389,000	26.11%	251%	97	Falcom Financial
Thob Al-Aseel Co.	15/06/2017	Consumer Discretionary	150,000,000	3,000,000	85	225,000,000	20%	150%	204	Falcom Financial
Raydan Restaurants and Cuisines Co.	26/02/2017	Consumer Discretionary	225,000,000	6,750,000	32	216,000,000	30%	493%	221	Alistithmar Capital
Abdullah Saad Mohammed Abo Moati Stationaries Co.	26/02/2017	Consumer Discretionary	160,000,000	3,200,000	15	48,000,000	20%	290%	73	Falcom Financial
Development Works for Food Co.	26/02/2017	Consumer Discretionary	12,500,000	250,000	65	16,250,000	20%	503%	103	Falcom Financial
Al-Omran Industrial Trading Company	26/02/2017	Industrials	60,000,000	1,200,000	28	33,600,000	20%	219%	63	Saudi Kuwaiti Finance House
Alsamaani Factory for Metal Industries	26/02/2017	Industrials	11,250,000	225,000	78	17,550,000	20%	173%	56	BMG Financial Group
Baazeem Trading Co.	26/02/2017	Consumer Discretionary	101,250,000	3,037,500	39	118,462,500	30%	421%	177	Alistithmar Capital
Arab Sea Information Systems	26/02/2017	Information Technology	100,000,000	2,000,000	11	22,000,000	20%	249%	80	KASB Capital

REITs IPOs




From 2016 to 2023 REITs IPOs – Main Market

Company	Listing Date	Sector	Authorized Capital (SAR)	No. of Units	Offer Price (SAR)	Offering %	Coverage Ratio	No. of Subscribers (000)	Fund Manager
Alinma Hospitality REIT Fund	30/01/2023	Real Estate	1,020,021,000	184,570	10	50%	190%	185	Alinma Investment
ALKHABEER REIT	20/03/2019	Real Estate	664,423,860	66,442,386	10	36%	104%	25	Alkhabeer Capital
MEFIC REIT	13/11/2018	Real Estate	732,768,000	73,276,800	10	72%	100%	31	MEFIC Capital
SWICORP WABEL REIT	6/08/2018	Real Estate	1,180,000,000	118,000,000	10	30%	101%	19	SWICORP Co.
BONYAN REIT	25/07/2018	Real Estate	1,628,811,000	162,881,100	10	40%	100%	26	Saudi Fransi Capital
SEDCO CAPITAL REIT	1/05/2018	Real Estate	600,000,000	60,000,000	10	100%	101%	74	SEDCO Capital / SNB Capital
DERAYAH REIT	26/03/2018	Real Estate	1,075,070,350	107,507,035	10	34%	125%	11	Derayah Financial
AI RAJHI REIT	20/03/2018	Real Estate	1,222,006,090	122,200,609	10	35%	174%	91	Al Rajhi Capital
JADWA REIT SAUDI	11/2/2018	Real Estate	1,580,000,000	158,000,000	10	30%	121%	58	Jadwa Investment
MASHAAR REIT	18/01/2018	Real Estate	572,400,000	57,240,000	10	100%	100%	2	SICO Capital
ALAHLI REIT 1	8/01/2018	Real Estate	1,375,000,000	137,500,000	10	30%	157%	25	SNB Capital
MULKIA REIT	5/11/2017	Real Estate	600,000,000	60,000,000	10	33%	2000%	28	Mulkia Investment
MUSHARAKA REIT	1/10/2017	Real Estate	880,000,000	88,000,000	10	41%	1021%	12	Musharaka Capital

From 2016 to 2023 REITs IPOs – Main Market

Company	Listing Date	Sector	Authorized Capital (SAR)	No. of Units	Offer Price (SAR)	Offering %	Coverage Ratio	No. of Subscribers (000)	Fund Manager
AL MAATHER REIT	22/08/2017	Real Estate	613,700,000	61,370,000	10	30%	1520%	4	Osool & Bakheet Investment
TALEEM REIT	30/05/2017	Real Estate	510,000,000	51,000,000	10	30%	890%	2	Saudi Fransi Capital
Jadwa REIT Al Haramain	30/04/2017	Real Estate	660,000,000	66,000,000	10	100%	1257%	6	Jadwa Investment
ALJAZIRA REIT	15/02/2017	Real Estate	118,000,000	11,800,000	10	100%	300%	494	Aljazira Capital
RIYAD REIT	13/11/2016	Real Estate	1,633,000,010	171,697,101	10	Direct Listing			


Close Ended Funds



From 2016 to 2023 Close Ended Funds IPOs – Main Market

Company	Listing Date	Authorized Capital (SAR)	No. of Units	Offer Price (SAR)	Coverage Ratio	No. of Subscribers (000)	Fund Manager
Alkhabeer Growth and Income Traded Fund	27/04/2022	1,000,000,000	100,000,000	10	105.39%	470	Alkhabeer Capital
Al Khabeer Diversified Income Traded Fund	19/02/2021	472,814,700	47,281,470	10	157%	90	Alkhabeer Capital

Debt Market Public Offerings




From 2016 to 2023 Debts IPOs – Main Market

Company	Listing Date	Authorized Capital (SAR)	Issuance Amount (SAR)	Maturity Date	Fund Manger	Legal Advisor	Legal Accountant
Al Rajhi Bank Tier 1 Sukuk	6/12/2023	40,000,000,000	10,000,000,000	Perpetual	Al Rajhi Capital Company	Al-Saleh and Al-Sahli Law Firm	-
Sukuk AlKathiri	10/04/2023	113,022,000	100,000,000	30/03/2028	Alkhair Capital	AS&H Abuhimed alsheikh alhagbani	KPMG / EY
Bahri Sukuk*	30/07/2015	3,937,500,000	3,900,000,000	30/07/2022	HSBC Saudi Arabia / JP Morgan Saudi / Samba Capital	Clifford Chance	EY / BDO
Saudi Electricity Company Sukuk 4	30/01/2014	41,665,938,150	4,500,000,000	30/01/2054	HSBC Saudi Arabia / Saudi Fransi Capital	Khoshaim & Associates	EY
Sadara Sukuk	2/04/2013	2,000,000	7,500,000,000	15/12/2028	Albilad capital / Allnma Investment / Deutsche Saudi / Riyadh Capital	Ehite & Case / Steam & Shearman / Saudi Legal	PWC / Deloitte / Nexant
SATORP Sukuk*	9/10/2011	2,000,000	3,749,900,000	20/12/2025	Deutsche Saudi / Samba Capital / Saudi Fransi Capital	Abdulaziz Algasim Law firm	PWC
Saudi Electricity Company Sukuk 3*	10/05/2010	41,665,938,150	7,000,000,000	10/05/2030	HSBC Saudi Arabia / SNB Capital / Samba Capital	Abdulaziz AlGasim Law Firm	Deloitte

This material has been prepared and published for indicative purposes only, and is not a consultation provided by Saudi exchange. Saudi exchange disclaims liability for any effect of this material or reliance on any part thereof. Saudi exchange shall not in any way market any of the advisors mentioned in this material, and any reference to an advisor in this material, is based solely on their participation in previous public offerings. Saudi exchange does not warrant that the past performance of any advisor will be indicative of future results. Any company, in the event that it wishes to offer its securities and list them, must follow all legal procedures and meet all requirements in this regard.

For any inquiries, please email us at: Listing@Tadawul.com.sa





tadawul.com.sa

92000 1919

 @tadawul